Manufactured by
VOSORON®

VOSORON Power (ShenZhen) Co., Ltd.
威遜電源（深圳）有限公司

Add:Floor 6,Block B,Duhui100 Building,Zhonghang Rd.,
Futian Dist.,Shenzhen,China 518028
Tel : +86-755-83222292
Tax: +86-755-83987154
Email : sales@vosoron.com
Http://www.vosoron.com

Manufactured by
VOSORON®

2023
CATALOGUE

Http://www.vosoron.com

Manufactured by
VOSORON®







公司简介 COMPANY PROFILE

威遜電源(深圳)有限公司，专业生产电源线（塑料/橡胶），电缆，延长线，线束，线盘等相关产品。集设计，研发，制造，销售于一体。经过多年潜心经营，我们已经获得了UL, CUL, ETL, CEBEC, VDE, NF, ASTA, IMQ, OVE, KC, N, CE, GS, PSE, SAA, FI, DEMKO, SEMKO, IRAM, SII, UC, KEMA, CCC等认证。

厂房占地面积5万平方米，车间及办公区总面积6.5万平方米，拥有500多名员工，6位开发人员；先进的橡胶及塑料线缆生产设备共18套，插头插座成型设备50台。电线年产量可达9000万米，插头插座电源线可达3000万条，年产值超过4.5亿人民币。产品远销世界各地。

公司创建于1993年，濒临杭州湾，距宁波港约80公里，宁波机场约90公里。公司于2007年通过了ISO9001质量管理体系认证，2012年通过ISO14000环境管理体系认证。

我们的目标是客户的满意，我们的追求是不断的提高。在市场竞争中不断增强自身的核心竞争力；我们的能力拥有您的信任，是我们长远合作的有力保障。

VOSORON Power (SZ) Co., Ltd. is one ofthe professional manufacturersin cables ofPVC and rubber, power cords, extensionleads, wiring harness,cable reels, etc,in China. Also who holdsthe ability ofdesigning , researching, producing, andsales. Agespast, the certifications of UL,CUL, ETL, CEBEC,VDE, NF, ASTA, IMQ, OVE,KC, N, CE,GS, PSE, SAA, FI, DEMKO, SEMKO,IRAM, SII, UC,KEMA, CCC, etcobtained;

It covers anarea of 50000m², and 65000m² for standard workshopand offices, withmore than 500 staff members;including designers 6,8 sets advancedrubber cable productionlines, 10PVC's; injection machine50sets. It couldmanufacture cables 90million meters, cordsets could be made30 million pieces,the total salesmore than 0.45billion RMB ayear; the sold products from uscovers all overthe world.

It was founded1993, approaches Hangzhoubay, closeto Ningbo Portabout 80 kilometers,to airport about 90kilometers. passed theaccreditation of ISO9001International Quality Management System in2007, and passedthe accreditation ofISO14000 International Environment Management Systemin 2012

Our goal isclient's satisfaction ,enhancing our nucleusof competitive stepby step, inthe market; Our capacitywith your believing,that would bea great cooperationfor our future.

车间一角

The Corner of Workshop

实验室一角

The Corner of Laboratory

目录 CONTENTS

Manufactured by

VOSORON®

技术资料

TECHNICAL INFORMATION

国 家 Country		标 记 Marking	电 压 Voltage(V)	频 率 Cycles(Hz)	自动(V)/ 强制性(M)	标准(S.安全/ E.电磁兼容性)
Africa 非洲	SouthAfrica 南非	SABS	220	50	V/M	S
Saouth America 南美洲	Argentina 阿根廷	IRAM	220	50	V/M	S
	Brizil 巴西	INMETRO	110/220	60	V	S
North America 北美洲	Canada 加拿大	c UL ETL Intertek	125/250	60	V	S
	U.S.A 美国	UL ETL us Intertek	125/250	60	M	S
Asia 亚洲	China 中国	CCC	220	50	M	SE
	HongKong 香港	HKLAS	100/200	50	M	S
	Japan 日本	PSE JET	110/220	50/60	M	SE
	Korea 韩国	K	240	50/60	M	SE
Australia 澳洲	Australia 澳大利亚	SAA APPROVALS	240/400	50	M	SE
	NewZealand 新西兰	SANZ	230	50	V	S
Eourope 欧洲	Austria 奥地利	ÖVE	230	50	V	S
	Belgium 比利时	CEBEC	230	50	V	S
	Denmark 丹麦	D	230	50	V	S
	Finland 芬兰	FI	230	50	V	S
	France 法国	NF	230	50	V	S
	Germany,F.R 德国	DVE	230	50	V	SE
	Italy 意大利	IMQ	230	50	V	S
	Netherlands 荷兰	KEMA KEUR	230	50	V	S
	Norway 挪威	N	230	50	V	S
	Sweden 瑞典	S	230	50	V	S
	Switzerland 瑞士	S	230	50	V	S
	UnitedKingdon 英国	ASTA	230	50	V	S

国际插头概况简图（仅供参考）：
The world Plug drawing:

代 号 Configuration Code	A	B	C	D	E
简 图 Configuration Diagram					
主要采用国家 Type ofpower Supply	中国 美国 日本 China U.S.A Japan	美国 日本 U.S.A Japan	欧洲 Europe	欧洲 韩国 Europe Korea	欧洲 韩国 Europe Korea

代 号 Configuration Code	F	G	H	I	J
简 图 Configuration Diagram					
主要采用国家 Type ofpower Supply	丹麦 Denmark	瑞士 巴西 Switzerland Brazil	意大利 Italy	南非 印度 S. Africa India	英国 香港 新加坡 Britain HongKong

代 号 Configuration Code	K	L	M		
简 图 Configuration Diagram					
主要采用国家 Type ofpower Supply	澳大利亚 阿根廷 Australia Argentimga	中国 澳大利亚 China Australia	以色列 Israel		

技术资料
TECHNICAL INFORMATION

COUNTRY	国 家	代 号 Configuration Code
Afghanistan	阿富汗	I
Albania	阿尔巴尼亚	C,D
Algeria	阿尔及利亚	C,I,J
American Samoa	美国萨亚群岛	A,B,D,L
Albania	安哥拉	C,D,E
Anguilla(U.K.)	（英属）安圭拉岛	G,L
Antigua		A,B,J
Argentina	阿根廷	B,C,L,K
Aruba		A,B,C,D,I
Australia	澳大利亚	K,L
Austria	奥地利	C,S
Azores(Port.)	亚速而群岛	X,D,I
Bahamas	巴哈马	A,B
Bahrain	巴林	B,I,J
Bangladesh	孟加拉	C,I
Barbados	巴巴多斯	A,B,J
Belgium	比利时	C,D,E
Beilze	伯利兹	A,B
Benin	贝宁	C,D,I
Bermuda	百慕大	A,B,J,L
Bolivia	玻利维亚	A,B,C,D
Botswana	博茨瓦纳	I,J
Brazil	巴西	A,B,C
Bulgaria	保加利亚	C,D
Burkina Faso	布基纳法索	C
Burma	缅甸	I,J
Burundi	布隆迪	C,D,E
Cabpdoa	柬埔寨	B,C
Cameroon	喀麦隆	C,D,E
Canary Islands		B,C,E
Canada	加拿大	A,B
Canton		J
Cape Verde,Rep.of	佛得角	C,D
Cayman Islands		A,B
Central African	中非共和国	C,D
Chad	乍得	D,E,I
Channel islands	海峡岛	C,J
Chile	智利	C,D,H
China	中华人民共和国	A,L
Christmas islands	圣诞岛	L
Cocos islands	可可岛	L
Columbia	哥伦比亚	A,C
Congo,Rep.of	刚果共和国	C
Cook islands(N.Z.)	库克岛	L
Costa Rica	哥斯达黎加	A,B
Cuba	古巴	A
Cyprus	塞浦路斯	J
Czechoslovakia	捷克斯洛伐克	D
Denmark	丹麦	D,C,F,E
Djibouti,rep.of		C,E
Dominica	多米尼加	J
Dominican Republic	多米尼加共和国	A,B
Egypt	埃及	C,J
Ei Salvador	萨而瓦多	A,B
Equador		A,C
Equatorial Guinea	赤道几内亚	C,J
Ethiopia	埃塞俄比亚	C,D,I
Falkland islands	法兰克岛	A,B
Fiji	斐济	L
Finland	芬兰	C,D,E
France	法国	C,E,D
French Guiana	法属克那	B
Gabon	加蓬	C,E
Ganbia,The	冈比亚	J
Germany,Dem.Rep.	民主德国	C,D
Germany,Fed.Rep.of	联邦德国	D
Ghana	加纳	C,I,J

COUNTRY	国 家	代 号 Configuration Code
Gibralta	直布罗陀	C,J
Greece	希腊	C,D
Greenland(Den.)	格林岛	C,F
Grenada		C,I,J
Guadelope		C,E
Guam	关岛	A,B
Guatemala	危地马拉	A,B
Guinea	几内亚	C,E
	几内亚比绍	C,D
Guyana	圭亚那	A,B,C,I,J
Haiti	海地	A,B
Honduras	洪都拉斯	I,J
Hong Kong	香港	J
Hungary	匈牙利	C,D
Iceland	冰岛	C,D,E
India	印度	I
Indonesia	印度尼西亚	C,I,J
Iran	伊朗	D,J
Iraq	伊拉克	C,J
Ireland	爱尔兰	J
Isle of Man	玛利亚岛	C,H
Israel	以色列	M
Italy	意大利	C,D,E,H
Ivory Coast	象牙海岸	A,B
Jamaica	牙买加	C,D,I
Japan	日本	A,B
Jordan	约旦	I,J
Kenya	肯尼亚	C,I,J
Korea	韩国	B,D,E,
Kuwait	科威特	C,J
Laos	老挝	A,B
Lebanon	黎巴嫩	C,I
Leeward&windward islands		A,C,D,J
Lesotho	莱索托	I
Liberia	利比里亚	G
Libya	利比亚	C,D
Liechtenstein	列支敦士登	C,I,J
Luxembourg	卢森堡	C,E
Macao	澳门	C,I
Madagasger	马达加斯加	C,D
Madeira(Port.)	摩弟尔拉	J
Majorca		J
Malawi	马拉维	I
Malaysia	马亚西亚	C,E
Maldives		C,D,J
Mali,Rep.of	马里共和国	C,E
Malta	马尔他	C
Martinique		C,I,J
Mauritania	毛里塔尼亚	A,B
Mauritius	毛里求斯	A,B
Mexico	墨西哥	A,B
Mideay island	中途盗	C
Monaco	摩洛哥	A,B,J
Mongolia	蒙古	C,D
Montserat		C,D,E,I
Mozambique	莫桑比克	I
Morocco	摩洛哥	I
Namibia	纳米比亚	C,D
Nepal	尼泊尔	A,B,C,D
Netherlands	荷兰	C,E,D
Nether Lands Antilles		L
New Caledonia	新凯利多里亚	A
New Zealand	新西兰	K,L
Nicaragua	尼加拉瓜	I,J
Niger	尼日尔	L
Nigeria	尼日里亚	A,B

COUNTRY	国 家	代 号 Configuration Code
Norfolk islands(Aust.)	诺福克岛	C,D
Noth Mariana islands(U.S.)	北玛利亚那群岛	
Norway	挪威	C,D,E
Okinawa		A
Oman	阿曼	I,J
Pakistan	巴基斯坦	C,I
Panama	巴拿马	A,B
Papua	巴布亚	K,L
Paraguay	巴拉圭	C
Peru	秘鲁	A
Philippines	菲律宾	A,B,C
Pitcaim islands(U.K)	阿尔巴尼亚	J
Poland	波兰	C,D
Portugal	葡萄牙	C,D,I
Puerto Rico	波多黎各	A,B
Qatar		I,J
Romania	罗马尼亚	C,D
Rwandaa	卢旺达	C
Saudi Arabia	沙特阿拉伯	A,B,D,E,J
Senegal	塞内加尔	E
Seychelles		I,J
Sierra Leone	塞拉里昂	I,J
Singapore	新加坡	C,I,J
Somalia	索马里	C,E
Soth Africa	南非	I
Spain	西班牙	C,D,E
Sri Lanka	斯里兰卡	A,B
St.Pierre&Miquelon(Fr.)		A,B
St.ktts&Nevis		I,J
Luia		J
St.Vincent		J
Sudan	苏丹	C,D,J
Surinam		B,C,D
Svalbard(Nor.)		D
Swaziland		I
Sweden	瑞典	C,D,E
Switzerland	瑞士	C,G
Syria	叙利亚	C
Tahiti	塔希提岛	E
Taiwan	台湾	A,B
Tanzania	坦桑尼亚	I,L
Thailand	泰国	A,C
Togo	多哥	C,E
Tonga		I,L
Trimidad&tobago	特立尼达和多巴哥	A,B,I,J
Tunisia	突尼斯	C
Turkey	土耳其	C,D
Uganda	乌干达	J
United Arab Emirates	阿联酋	I,J
Unitied Kingdom	英国	I,J
U.S.A	美国	A,B
Uruguay	乌拉圭	B,C,L
U.S.S.R.	苏联	C,D
Venezuela	委内瑞拉	A,B
Vietnam	越南	A,B,C,E
Virgin islands	处女岛	A,B
Wake islande	威克岛	A,B
Western Samoa		K,L
Yemen(Aden)	也门	I,J
Yemen,Arab Rep.of	也门阿拉伯共和国	C,I
Yugoslavia		C,D
Zaire	扎伊而	E
Zambia	赞比亚	J
Zimbabwe	津巴布韦	I,J

Nemaplugs & Connectors Nema 插头及插座

CENERAL PURPOSE NON–LOCKING PLUGS AND RECEPTACLES

DESCRIPTION		NEMA NUMBER	15 AMPERE		20 AMPERE		30 AMPERE		50 AMPERE		60 AMPERE	
			RECEPTACLE	PLUG	RECEPTACLE	PLUG	RECEPTACLE	PLUG	RECEPTACLE	PLUG	RECEPTACLE	PLUG
2-POLE 2-WIRE	125V	1	1-15R	1-15P		1-20P		1-30P				
2-POLE 3-WIRE GROUNDING	125V	5	5-15R	5-15P	5-20R	5-20P	5-30R	5-30P	5-50R	5-50P		
	250V	6	6-15R	6-15P	6-20R	6-20P	6-30R	6-30P	6-50R	6-50P		
	277V,AC	7	7-15R	7-15P	7-20R	7-20P	7-30R	7-30P	7-50R	7-50P		
	347V,AC	24	24-15R	24-15P	24-20R	24-20P	24-30R	24-30P	24-50R	24-50P		
3-POLE 3-WIRE	125/250V	10			10-20R	10-20P	10-30R	10-30P	10-50R	10-50P		
	3ϕ 250V	11	11-15R	11-15P	11-20R	11-20P	11-30R	11-30P	11-50R	11-50P		
3-POLE 4-WIRE GROUNDING	125/250V	14	14-15R	14-15P	14-20R	14-20P	14-30R	14-30P	14-50R	14-50P	14-60R	14-60P
	3ϕ250V	15	15-15R	15-15P	15-20R	15-20P	15-30R	15-30P	15-50R	15-50P	15-60R	15-60P
TRAVEL TRAILER	120V	TT					TT-30R	TT-30P				

LOCKING TYPE PLUGS AND RECEPTACLES

2-POLE 3-WIRE GROUNDING	125V	L5	L5-15R	L5-15P	L5-20R	L5-20P	L5-30R	L5-30P	L5-50R	L5-50P	L5-60R	L5-60P
	250V	L6	L6-15R	L6-15P	L6-20R	L6-20P	L6-30R	L6-30P	L6-50R	L6-50P	L6-60R	L6-60P
	277V,AC	L7	L7-15R	L7-15P	L7-20R	L7-20P	L7-30R	L7-30P	L7-50R	L7-50P	L7-60R	L7-60P
	347V,AC	L24			L24-20R	L24-20P						
	480V,AC	L8			L8-20R	L8-20P	L8-30R	L8-30P	L8-50R	L8-50P	L8-60R	L8-60P
3-POLE 4-WIRE GROUNDING	125/250V	L14			L14-20R	L14-20P	L14-30R	L14-30P	L14-50R	L14-50P	L14-60R	L14-60P
	3ϕ250V	L15			L15-20R	L15-20P	L15-30R	L15-30P	L15-50R	L15-50P	L15-60R	L15-60P
4-POLE 4-WIRE	3ϕY 120/208V	L18			L18-20R	L18-20P	L18-30R	L18-30P				
	3ϕY 277/480V	L19			L19-20R	L19-20P	L19-30R	L19-30P				
	3ϕY 347/600V	L20			L20-20R	L20-20P	L20-30R	L20-30P				
4-POLE 5-WIRE GROUNDING	3ϕY 120/208V	L21			L21-20R	L21-20P	L21-30R	L21-30P	L21-50R	L21-50P	L21-60R	L21-60P
	3ϕY 277/480V	L22			L22-20R	L22-20P	L22-30R	L22-30P	L22-50R	L22-50P	L22-60R	L22-60P
	3ϕY 347/600V	L23			L23-20R	L23-20P	L23-30R	L23-30P	L23-50R	L23-50P	L23-60R	L23-60P
MARINE SHIP-TO-SHORE	125V	SS1							SS1-50R	SS1-50P		
	125/250V	SS2							SS2-50R	SS2-50P		

Classification for JIS Cable 日本JIS线分类

CLASS

PVC insulated single–cord	VSF
Heat–resistant PVC insulated single–core–cord	HVSF
PVE insuated twin–twinsed cord	VTF
Heat–resistant PVC insulated twin–twinsde cord	HVTF
PVE insulated flat cord	VFF
Heat–resistant PVC insulated flat cord	HVTT
PVC insulated cabtyre round cord	VCTF
Heat–resistant PVC insulated cabtyre round cord	HVCTF
PVC insulated ovel cord	VCTFK
Heat–resistant PVC insulated ovel cord	HVCTFK
Rubber insulated flat cord	HHFF

Symbols designate the following:符号标明如下：

V:polyviny choride 聚氯乙烯
SF:single core flexible cord 单芯软电线
TF:pair–twist flexible cord 双芯对绞软电线
FF:flat flexible cord 扁型软电线
CTF: PVC insulated and PVC sheathed flexible cord
聚氯乙烯绝缘聚氯乙烯护套软电线
K: oval 椭圆型
H: heat–reaiatant insulation 耐热绝缘

Harmonized Wire Coding System 协调线材编码系统

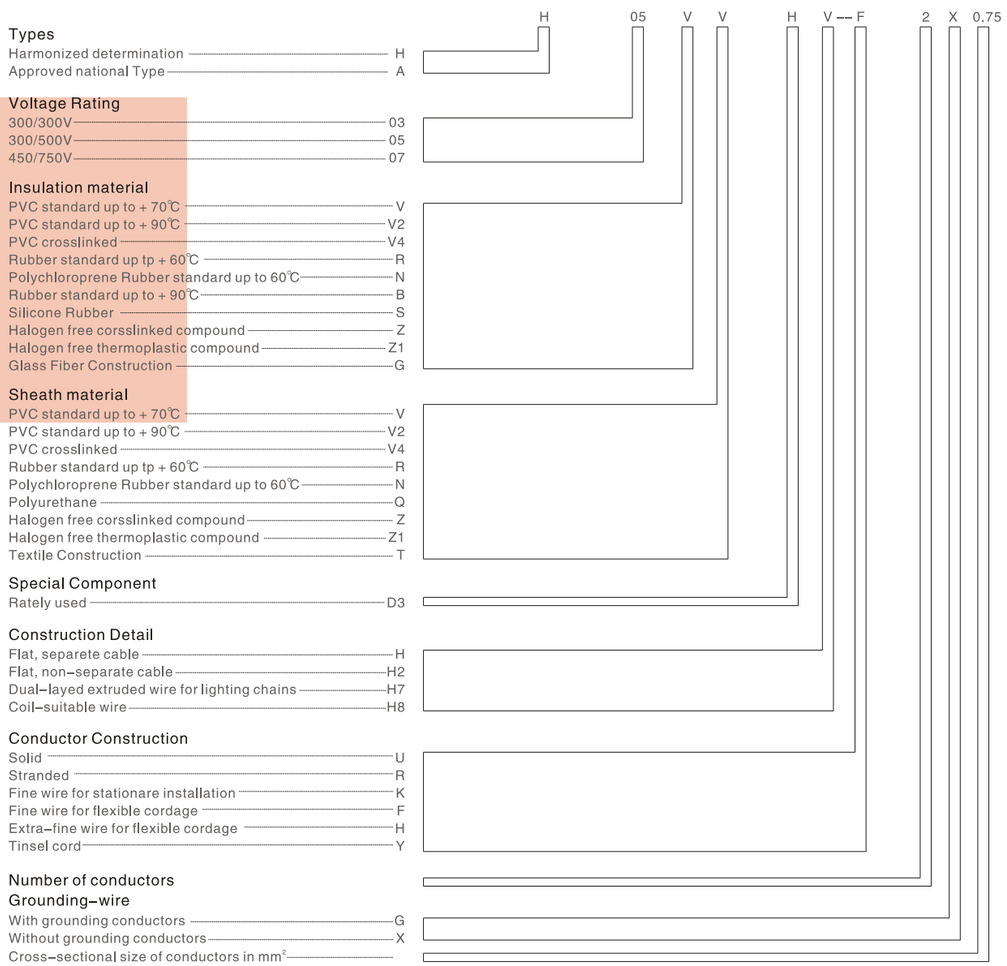

IEC Standard Color of core IEC 芯线颜色标准

芯数 No.of core	Commended Color 推荐颜色	
	With grounding 带地线	Without grounding core 不带地线
2	No Commended Color 无推荐颜色	
3	Yellow/Green、Blue、Brown 黄/绿、蓝、棕	Blue、Black、Brown 蓝、黑、棕
4	Yellow/Green、Blue、Black、Brown 黄/绿、蓝、黑、棕	Blue、Black、Brown、Black(or Brown) 蓝、黑、棕、黑(或棕)
5	Yellow/Green、Blue、Black、Brown、Black(or Brown) 黄/绿、蓝、黑、棕、黑(或棕)	Blue、Black、Brown、Black(or Brown)、Black(or Brown) 蓝、黑、棕、黑(或棕)、黑(或棕)

VDE Standard Color of core VDE 芯线颜色标准

芯数 No.of core	VDE Stangard Color of core VDE 芯线颜色标准	
	With grounding 带地线	Without grounding core 不带地线
2	No 无	Blue、Brown 蓝、棕
3	Yellow/Green、Blue、Brown 黄/绿、蓝、棕	Brown、Black、Gray or Brown、Black、Blue 棕、黑、灰或棕、黑、蓝
4	Yellow/Green、Brown、Black、Gray 黄/绿、棕、黑、灰 Yellow/Green、Brown、Black、Blue 黄/绿、棕、黑、蓝	Blue、Brown、Black、Gray 蓝、棕、黑、灰
5	Yellow/Green、Blue、Black、Brown、Black、Gray 黄/绿、蓝、棕、黑、灰	Blue、Brown、Black、Gray、Black、Black 蓝、棕、黑、灰、黑

UL Standard Color of core UL 芯线颜色标准

Mame 名称		Color 颜色
Live 火线	Black 黑	Brown 棕
Neutral 地线	White 白	Blue 蓝
Earth 地线	Green 绿	Yellow/Green 黄绿
The forth lead 第四芯	Red 红	Black 黑
The five lead 第五芯	Yellow 黄	Gray 灰
The six lead 第六芯	Orange 橙	Black 黑 / Brown 棕

JIS Standard Color of core JIS 芯线颜色标准

芯数 No.of core	Color 颜色	
2	Black、White 黑、白	
3	Black、White、Red of Black、White、Green 黑、白、红或黑、白、绿	
4	Black、White、Red 、Green 黑、白、红、绿	

Awg Copper Wire Table Awg 线规对照表

GAUGE 线规 AWG	Diameter of solid cinductor 实心导体直径		Conductor area 导体截面		
	Normal 标称	Min 最小	Normal 标称	Min 最小	
				0.98	0.97
	mm	mm	mm^2	mm^2	mm^2
40	0.079	0.078	0.00487	0.00477	–
39	0.089	0.088	0.00621	0.00603	–
38	0.102	0.101	0.00811	0.00796	–
37	0.114	0.113	0.0103	0.0100	–
36	0.127	0.126	0.0127	0.0124	–
35	0.142	0.141	0.0159	0.0156	–
34	0.160	0.158	0.020	0.0197	–
33	0.180	0.179	0.0255	0.0250	–
32	0.203	0.201	0.0324	0.0318	–
31	0.226	0.244	0.0401	0.0393	–
30	0.254	0.251	0.0507	0.0497	–
29	0.287	0.284	0.0647	0.0633	–
28	0.320	0.318	0.0804	0.0790	–
27	0.361	0.358	0.102	0.100	–
26	0.404	0.399	0.128	0.126	–
25	0.455	0.450	0.162	0.159	–
24	0.511	0.506	0.205	0.201	0.199
23	0.574	0.568	0.259	0.254	0.251
22	0.643	0.637	0.324	0.318	0.314
21	0.742	0.717	0.412	0.404	0.400
20	0.813	0.805	0.519	0.509	0.503
19	0.912	0.904	0.653	0.641	0.633
18	1.02	1.016	0.823	0.807	0.798
17	1.15	1.140	1.04	1.02	1.01
16	1.29	1.278	1.31	1.28	1.27
15	1.45	1.435	1.65	1.62	1.60
14	1.63	1.613	2.08	2.04	2.02
13	1.83	1.81	2.63	2.58	2.55
12	2.05	2.03	3.31	3.24	3.21
11	2.30	2.28	4.17	4.09	4.04
10	2.588	2.56	5.261	5.16	5.103
9	2.906	2.88	6.631	6.50	–
8	3.264	3.23	8.367	8.30	–
7	4.665	3.63	10.55	10.34	–
6	4.115	4.07	13.30	13.03	–
5	4.620	4.57	16.77	16.43	–
4	5.189	5.14	21.15	20.73	–
3	5.827	5.77	26.67	26.14	–
2	6.543	6.48	33.62	32.95	–
1	7.348	7.27	42.41	41.56	–

Manufactured by
VOSORON®



SJ SJO SJOW SJOO SJOOW

Rubber Insulated and Sheathed Flexible Cords
橡胶绝缘和护套软线
Rating:300V 60℃~105℃
Standard:UL62CSA-C22.2

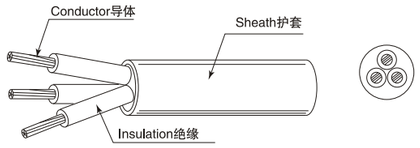

No.of conductor 导体芯数	Conductor 导体		Insulation thickness 绝缘厚度 (mm)	Sheath thickness 护套厚度 (mm)	Overall diameter 完成外径 (mm)	Max Conductor resistance at 20℃ 20℃时导体电阻最大值 Ω/ km	
	AWG 线规	Construction 结构 (NO./mm)				Bare	Tinned
2	18	41/0.160	0.76	0.76	7.5±0.2	22.4	23.6
	16	65/0.160	0.76	0.76	8.1±0.2	14.1	14.9
	14	41/0.254	0.76	0.76	8.8±0.2	8.88	9.34
	12	65/0.254	0.76	1.14	10.8±0.3	5.58	5.88
	10	104/0.254	1.14	1.52	14.6±0.3	3.51	3.70
3	18	41/0.160	0.76	0.76	7.9±0.2	22.4	23.6
	16	65/0.160	0.76	0.76	8.6±0.2	14.1	14.9
	14	41/0.254	0.76	0.76	9.4±0.2	8.88	9.34
	12	65/0.254	0.76	1.14	11.2±0.3	5.58	5.88
	10	104/0.254	1.14	1.52	15.4±0.3	3.51	3.70
4	18	41/0.160	0.76	0.76	8.6±0.2	22.4	23.6
	16	65/0.160	0.76	0.76	9.2±0.2	14.1	14.9
	14	41/0.254	0.76	0.76	10.3±0.2	8.88	9.34
	12	65/0.254	0.76	1.14	12.3±0.3	5.58	5.88
	10	104/0.254	1.14	1.52	16.9±0.4	3.51	3.70
5	18	41/0.160	0.76	0.76	9.4±0.2	22.4	23.6
	16	65/0.160	0.76	0.76	10.3±0.2	14.1	14.9
	14	41/0.254	0.76	0.76	11.4±0.2	8.88	9.34
	12	65/0.254	0.76	1.14	13.6±0.4	5.58	5.88
	10	104/0.254	1.14	1.52	19.5±0.4	3.51	3.70

S SO SOW SOO SOOW

Rubber Insulated and Sheathed Flexible Cords
橡胶绝缘和护套软线
Rating:600V 60℃~105℃
Standard:UL62CSA-C22.2

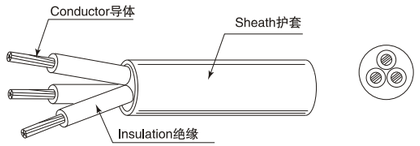

No.of conductor 导体芯数	Conductor 导体		Insulation thickness 绝缘厚度 (mm)	Sheath thickness 护套厚度 (mm)	Overall diameter 完成外径 (mm)	Max Conductor resistance at 20℃ 20℃时导体电阻最大值 Ω/ km	
	AWG 线规	Construction 结构 (NO./mm)				Bare	Tinned
2	18	41/0.160	0.76	1.52	8.9±0.2	22.4	23.6
	16	65/0.160	0.76	1.52	9.4±0.2	14.1	14.9
	14	41/0.254	1.14	2.03	12.9±0.3	8.88	9.34
	12	65/0.254	1.14	2.41	14.7±0.3	5.58	5.88
	10	104/0.254	1.14	2.41	16.4±0.4	3.51	3.70
	8	166/0.254	1.52	2.79	21.1±0.4	2.23	2.35
3	18	41/0.160	0.76	1.52	9.3±0.2	22.4	23.6
	16	65/0.160	0.76	1.52	9.9±0.2	14.1	14.9
	14	41/0.254	1.14	2.03	13.5±0.3	8.88	9.34
	12	65/0.254	1.14	2.41	15.4±0.4	5.58	5.88
	10	104/0.254	1.14	2.41	17.2±0.4	3.51	3.70
	8	166/0.254	1.52	2.79	22.3±0.4	2.03	2.35
4	18	41/0.160	0.76	1.52	10.0±0.2	22.4	23.6
	16	65/0.160	0.76	1.52	10.7±0.3	14.1	14.9
	14	41/0.254	1.14	2.03	14.7±0.3	8.88	9.34
	12	65/0.254	1.14	2.41	16.7±0.4	5.58	5.88
	10	104/0.254	1.14	2.41	18.7±0.4	3.51	3.70
	8	166×0.254	1.52	3.18	25.1±0.4	2.23	2.35
	6	266×0.254	1.52	3.56	28.5±0.4	1.40	1.48
	6×3+	266×0.254	1.52	3.56	26.9±0.4	1.40	1.48
	8×1	166×0.254	1.52			2.23	2.35
5	18	41/0.160	0.76	2.03	11.8±0.3	22.4	23.6
	16	65/0.160	0.76	2.03	12.6±0.3	14.1	14.9
	14	41/0.254	1.14	2.41	16.7±0.4	8.88	9.34
	12	65/0.254	1.14	2.41	18.0±0.4	5.58	5.88
	10	104/0.254	1.14	2.41	20.3±0.4	3.51	3.70
	8	166/0.254	1.52	3.17	27.3±0.4	2.23	2.35

HPN HPN-R

Rubber Insulated Parallel Flexible Cords
橡胶绝缘平行软线
Rating:300V 90℃~105℃
Standard:UL62CSA-C22.2

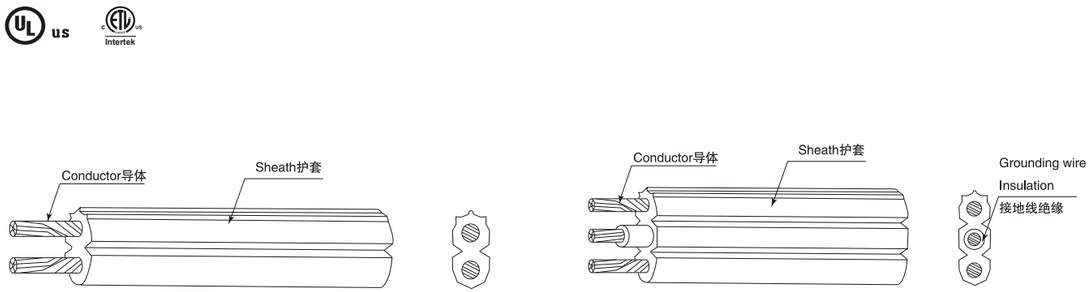

No.of conductor 导体芯数	Conductor 导体		Insulation thickness 绝缘厚度 (mm)	Overall diameter 完成外径 (mm)	Max Conductor resistance at 20℃ 20℃时导体电阻最大值 Ω/ km	
	AWG 线规	Construction 结构 (NO./mm)			Bare	Tinned
2	18	41/0.160	1.14	3.5±0.2x7.0±0.2	22.4	23.6
	16	65/0.160	1.14	3.8±0.2x7.6±0.2	14.1	14.9
	14	105/0.160	2.03	6.5±0.2x11.7±0.3	8.88	9.34
	12	168/0.160	2.41	7.9±0.2x13.7±0.4	5.58	5.88
3	18	41/0.160	1.14	3.7±0.2x9.0±0.2	22.4	23.6
	16	65/0.160	1.14	3.9±0.2x10.0±0.3	14.1	14.9
	14	105/0.160	2.03	6.5±0.2x13.9±0.4	8.88	9.34
	12	168/0.160	2.41	7.9±0.2x16.5±0.5	5.58	5.88

SPT-1 SPT-2 SPT-3 SPT-1W SPT-2W SPT-2-R

PVC Insulated Paraller Flexible Cords
PVC绝缘平行软线
Rating:300V/60℃~105℃
Standard:UL62CSA-C22.2

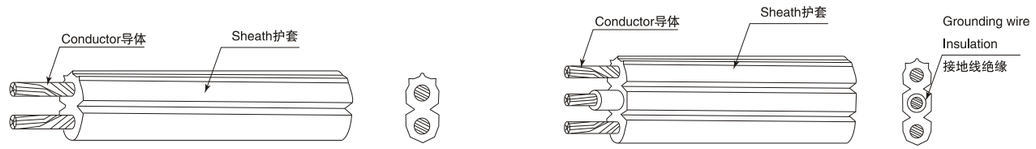

Type 型号	Specification 规格		Conductor Construction 导体结构 No./(mm)	Insulation thickness 绝缘厚度 (mm)	Overall diameter 完成外径 (mm)	Max Conductor resistance at 20℃ 20℃时导体电阻最大值 Ω/ km	
	No.of core 芯数	AWG 线规				Bare	Tinned
SPT-1	2	18	41/0.160	0.76	2.8±0.1 x 5.6±0.2	22.4	23.6
	3	18	41/0.160	0.76	2.8±0.1 x 8.0±0.2	22.4	23.6
SPT-2	2	18	41/0.160	1.14	3.5±0.1 x 7.0±0.2	22.4	23.6
		16	65/0.160	1.14	3.8±0.1 x 7.4±0.2	14.1	14.9
	3	18	41/0.160	1.14	3.5±0.1 x 9.0±0.2	22.4	23.6
		16	65/0.160	1.14	3.8±0.1 x 10.0±0.2	14.1	14.9
	3	18	41/0.160	1.14	3.5±0.1 x 10.1±0.2	22.4	23.6
		16	65/0.160	1.14	3.8±0.1 x 11.0±0.2	14.1	14.9
SPT-3	2	18	41/0.160	1.52	4.4±0.1 x 8.7±0.2	22.4	23.6
		16	65/0.160	1.52	4.7±0.1 x 9.5±0.2	14.1	14.9
		14	41/0.160	2.03	6.0±0.2 x 12.0±0.3	8.88	9.34
		12	65/0.160	2.41	7.5±0.2 x 14.0±0.3	5.58	5.88
	3	18	41/0.160	1.52	4.4±0.1 x 10.8±0.2	22.4	23.6
		16	65/0.160	1.52	4.7±0.1 x 12.0±0.3	14.1	14.9
		14	41/0.254	2.03	6.0±0.2 x 14.5±0.3	8.88	9.34
		12	65/0.254	2.41	7.5±0.2 x 16.0±0.3	5.58	5.88
		10	104/0.254	2.79	8.8±0.2 x 18.2±0.3	3.51	3.70

NISPT-1 NISPT-2 NISPT-2-R

PVC Insulated PVC Sheathed Paraller Flexible Cords
PVC绝缘PVC护套平行软线
Rating:300V60℃~105℃
Standard:UL62 CSA-C22.2

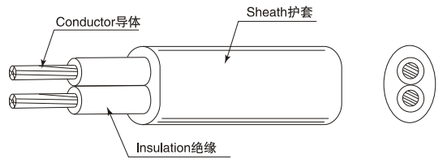

Type 型号	Specification 规格 No.of core 芯数	Specification 规格 AWG 线规	Conductor Construction 导体结构 No./(mm)	Insulation thickness 绝缘厚度 (mm)	Sheath thickness 护套厚度 (mm)	Overall diameter 完成外径 (mm)	Max Conductor resistance at 20℃ 20℃时导体电阻最大值 Ω/km Bare	Max Conductor resistance at 20℃ 20℃时导体电阻最大值 Ω/km Tinned
NISPT-1	2	20	26/0.160	0.38	0.38	2.6±0.1 x 4.8±0.2	35.7	37.6
		18	41/0.160	0.38	0.38	2.9±0.1 x 5.4±0.2	22.4	23.6
	3	20	26/0.160	0.38	0.38	2.6±0.1 x 7.0±0.2	35.7	37.6
		18	41/0.160	0.38	0.38	2.9±0.1 x 7.6±0.2	22.4	23.6
NISPT-2	2	18	41/0.160	0.76	0.38	3.7±0.1 x 6.8±0.2	22.4	23.6
		16	65/0.160	0.76	0.38	3.9±0.1 x 7.5±0.2	14.1	14.9
	3	18	41/0.160	0.76	0.38	3.7±0.1 x 10.4±0.3	22.4	23.6
		16	65/0.160	0.76	0.38	3.9±0.1 x 11.0±0.3	14.1	14.9

SVT SVTO SVTOO SVT-R

PVC Insulated PVC Sheathed Cords
PVC绝缘PVC护套平行软线
Rating:300V60℃~105℃
Standard:UL62CSA-C22.2

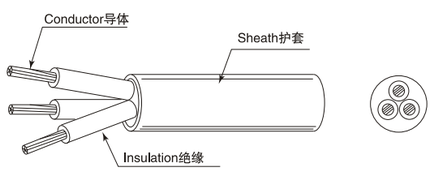

Specification 规格 No.of core 芯数	Specification 规格 AWG 线规	Conductor Construction 导体结构 No./(mm)	Insulation thickness 绝缘厚度 (mm)	Sheath thickness 护套厚度 (mm)	Overall diameter 完成外径 (mm)	Max Conductor resistance at 20℃ 20℃时导体电阻最大值 Ω/km Bare	Max Conductor resistance at 20℃ 20℃时导体电阻最大值 Ω/km Tinned
2	20	41/0.160	0.38	0.76	5.8±0.15	22.4	23.6
	18	52/0.160	0.38	0.76	6.0±0.15	17.8	18.7
	16	65/0.160	0.38	0.76	6.4±0.15	14.1	14.9
3	18	41/0.160	0.38	0.76	6.1±0.15	22.4	23.6
	17	52/0.160	0.38	0.76	6.4±0.15	17.8	18.7
	16	65/0.160	0.38	0.76	6.8±0.15	14.1	14.9

SJT SJTW SJTO SJTOW SJTOO SJTOOW SJT-R SJTW-R

PVC Insulated PVC Sheathed Flexible Cords
PVC绝缘PVC护套软线
Rating:300V60℃~150℃
Standard:UL62 CSA-C22.2

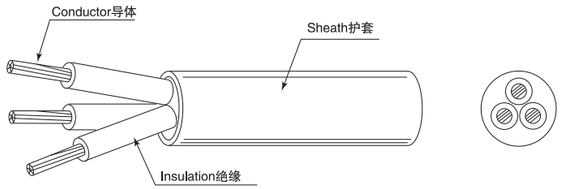

No.of conductor 导体芯数	Conductor 导体 AWG 线规	Conductor 导体 Construction 结构 (NO./mm)	Insulation thickness 绝缘厚度 (mm)	Sheath thickness 护套厚度 (mm)	Overall diameter 完成外径 (mm)	Max Conductor resistance at 20℃ 20℃时导体电阻最大值 Ω/km Bare	Max Conductor resistance at 20℃ 20℃时导体电阻最大值 Ω/km Tinned
2	18	41/0.160	0.76	0.76	7.5±0.2	22.4	23.6
	16	65/0.160	0.76	0.76	8.1±0.2	14.1	14.9
	14	41/0.254	0.76	0.76	8.8±0.2	8.88	9.34
	12	65/0.254	0.76	1.14	10.8±0.3	5.58	5.88
	10	104/0.254	1.14	1.52	14.6±0.3	3.51	3.70
3	18	41/0.160	0.76	0.76	7.9±0.2	22.4	23.6
	16	65/0.160	0.76	0.76	8.6±0.2	14.1	14.9
	14	41/0.254	0.76	0.76	9.4±0.2	8.88	9.34
	12	65/0.254	0.76	1.14	11.2±0.3	5.58	5.88
	10	104/0.254	1.14	1.52	15.4±0.3	3.51	3.70
4	18	41/0.160	0.76	0.76	8.6±0.2	22.4	23.6
	16	65/0.160	0.76	0.76	9.2±0.2	14.1	14.9
	14	41/0.254	0.76	0.76	10.3±0.2	8.88	9.34
	12	65/0.254	0.76	1.14	12.3±0.3	5.58	5.88
	10	104/0.254	1.14	1.52	16.9±0.4	3.51	3.70
5	18	41/0.160	0.76	0.76	9.4±0.2	22.4	23.6
	16	65/0.160	0.76	0.76	10.3±0.2	14.1	14.9
	14	41/0.254	0.76	0.76	11.4±0.2	8.88	9.34
	12	65/0.254	0.76	1.14	13.6±0.4	5.58	5.88
	10	104/0.254	1.14	1.52	19.5±0.4	3.51	3.70

ST STW STO STOW STOO STOOW

PVC Insulated and Sheathed Flexible Cords
PVC绝缘PVC护套软线
Rating:600V60℃~150℃
Standard:UL62 CSA-C22.2

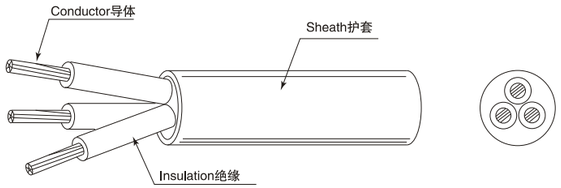

No.of conductor 导体芯数	Conductor 导体		Insulation thickness 绝缘厚度 (mm)	Sheath thickness 护套厚度 (mm)	Overall diameter 完成外径 (mm)	Max Conductor resistance at 20℃ 20℃时导体电阻最大值 Ω/ km	
	AWG 线规	Construction 结构 (NO./mm)				Bare	Tinned
2	18	41/0.160	0.76	1.52	8.9±0.2	22.4	23.6
	16	65/0.160	0.76	1.52	9.4±0.2	14.1	14.9
	14	41/0.254	1.14	2.03	12.9±0.3	8.88	9.34
	12	65/0.254	1.14	2.41	14.7±0.3	5.58	5.88
	10	104/0.254	1.14	2.41	16.4±0.4	3.51	3.70
	8	166/0.254	1.52	2.79	21.1±0.4	2.23	2.35
3	18	41/0.160	0.76	1.52	9.3±0.2	22.4	23.6
	16	65/0.160	0.76	1.52	9.9±0.2	14.1	14.9
	14	41/0.254	1.14	2.03	13.5±0.3	8.88	9.34
	12	65/0.254	1.14	2.41	15.4±0.4	5.58	5.88
	10	104/0.254	1.14	2.41	17.2±0.4	3.51	3.70
	8	166/0.254	1.52	2.79	22.3±0.4	2.23	2.35
4	18	41/0.160	0.76	1.52	10.0±0.2	22.4	23.6
	16	65/0.160	0.76	1.52	10.7±0.3	14.1	14.9
	14	41/0.254	1.14	2.03	14.7±0.3	8.88	9.34
	12	65/0.254	1.14	2.41	16.7±0.4	5.58	5.88
	10	104/0.254	1.14	2.41	18.7±0.4	3.51	3.70
	8	166/0.254	1.52	3.17	25.1±0.4	2.23	2.35
5	18	41/0.160	0.76	2.03	11.8±0.3	22.4	23.6
	16	65/0.160	0.76	2.03	12.6±0.3	14.1	14.9
	14	41/0.254	1.14	2.41	16.7±0.4	8.88	9.34
	12	65/0.254	1.14	2.41	18.0±0.4	5.58	5.88
	10	104/0.254	1.14	2.41	20.3±0.4	3.51	3.70
	8	166/0.254	1.52	3.17	27.3±0.4	2.23	2.35

U.S.A.和加拿大标准聚氯乙烯绝缘软线
U.S.A AND CAS STANDARD PVC INSULATED FLEXIBLE CORD

SE SEO SEOO SEW SEOW SEOOW

TPE Insulated TPE Sheathed Flexible Cords
PVC绝缘PVC护套软线
Rating:600V 90℃~105℃
Standard:UL62 CSA-C22.2

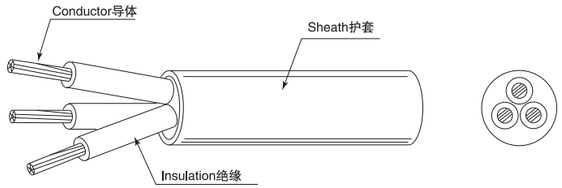

No.of conductor 导体芯数	Conductor 导体		Insulation thickness 绝缘厚度 (mm)	Sheath thickness 护套厚度 (mm)	Overall diameter 完成外径 (mm)	Max Conductor resistance at 20℃ 20℃时导体电阻最大值 Ω/ km	
	Normal area 标称面积 (mm^2)	Construction 结构 (NO./mm)				Bare	Tinned
2	18	41/0.160	0.76	1.52	8.9±0.2	22.4	23.6
	16	65/0.160	0.76	1.52	9.4±0.2	14.1	14.9
	14	41/0.254	1.14	2.03	12.9±0.3	8.88	9.34
	12	65/0.254	1.14	2.41	14.7±0.3	5.58	5.88
	10	104/0.254	1.14	2.41	16.4±0.4	3.51	3.70
	8	166/0.254	1.52	2.79	21.1±0.4	2.23	2.35
3	18	41/0.160	0.76	1.52	9.3±0.2	22.4	23.6
	16	65/0.160	0.76	1.52	9.9±0.2	14.1	14.9
	14	41/0.254	1.14	2.03	13.5±0.3	8.88	9.34
	12	65/0.254	1.14	2.41	15.4±0.4	5.58	5.88
	10	104/0.254	1.14	2.41	17.2±0.4	3.51	3.70
	8	166/0.254	1.52	2.79	22.3±0.4	2.23	2.35
4	18	41/0.160	0.76	1.52	10.0±0.2	22.4	23.6
	16	65/0.160	0.76	1.52	10.7±0.3	14.1	14.9
	14	41/0.254	1.14	2.03	14.7±0.3	8.88	9.34
	12	65/0.254	1.14	2.41	16.7±0.4	5.58	5.88
	10	104/0.254	1.14	2.41	18.7±0.4	3.51	3.70
	8	166/0.254	1.52	3.17	25.1±0.4	2.23	2.35
5	18	41/0.160	0.76	2.03	11.8±0.3	22.4	23.6
	16	65/0.160	0.76	2.03	12.6±0.3	14.1	14.9
	14	41/0.254	1.14	2.41	16.7±0.4	8.88	9.34
	12	65/0.254	1.14	2.41	18.0±0.4	5.58	5.88
	10	104/0.254	1.14	2.41	20.3±0.4	3.51	3.70
	8	166/0.254	1.52	3.17	27.3±0.4	2.23	2.35

SJE SJEO SJEOO SJEOOW SJEOW SJEW

TPE Insulated TPE Sheathed Flexible Cords
PVC绝缘PVC护套软线
Rating:600V 90℃~105℃
Standard:UL62 CSA-C22.2

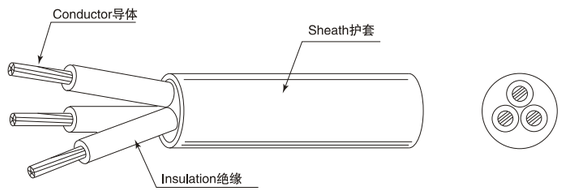

No.of conductor 导体芯数	Conductor 导体		Insulation thickness 绝缘厚度 (mm)	Sheath thickness 护套厚度 (mm)	Overall diameter 完成外径 (mm)	Max Conductor resistance at 20℃ 20℃时导体电阻最大值 Ω/km	
	Normal area 标称面积 (mm²)	Construction 结构 (NO./mm)				Bare	Tinned
2	18	41/0.160	0.76	0.76	7.5±0.2	22.4	23.6
	16	65/0.160	0.76	0.76	8.1±0.2	14.1	14.9
	14	41/0.254	0.76	0.76	8.8±0.2	8.88	9.34
	12	65/0.254	0.76	1.14	10.8±0.3	5.58	5.88
	10	104/0.254	1.14	1.52	14.6±0.3	3.51	3.70
3	18	41/0.160	0.76	0.76	7.9±0.2	22.4	23.6
	16	65/0.160	0.76	0.76	8.6±0.2	14.1	14.9
	14	41/0.254	0.76	0.76	9.4±0.2	8.88	9.34
	12	65/0.254	0.76	1.14	11.2±0.3	5.58	5.88
	10	104/0.254	1.14	1.52	15.4±0.3	3.51	3.70
4	18	41/0.160	0.76	0.76	8.6±0.2	22.4	23.6
	16	65/0.160	0.76	0.76	9.2±0.2	14.1	14.9
	14	41/0.254	0.76	0.76	10.3±0.2	8.88	9.34
	12	65/0.254	0.76	1.14	12.3±0.3	5.58	5.88
	10	104/0.254	1.14	1.52	16.9±0.4	3.51	3.70
5	18	41/0.160	0.76	0.76	9.4±0.2	22.4	23.6
	16	65/0.160	0.76	0.76	10.3±0.2	14.1	14.9
	14	41/0.254	0.76	0.76	11.4±0.2	8.88	9.34
	12	65/0.254	0.76	1.14	13.6±0.4	5.58	5.88
	10	104/0.254	1.14	1.52	19.5±0.4	3.51	3.70

AWM 1017

PVC Insulated Single Cords
PVC绝缘单芯线
Rating:600V 80℃
Standard:UL758 CSA-C22.2

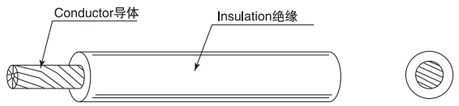

Specification 规格	Conductor Construction 导体结构(NO./mm)		Insulation thickness 绝缘厚度 (mm)	Overall diameter 完成外径 (mm)	Max Conductor resistance at 20℃ 20℃时导体电阻最大值 Ω/km	
AWG 线规	Solid	Stranded			Solid	Stranded
22	1/0.643	17/0.160	1.14	3.10±0.1	54.3	59.4
20	1/0.813	26/0.180	1.14	3.30±0.1	33.9	36.7
18	1/1.024	41/0.160	1.14	3.60±0.1	21.4	23.2
16	1/1.291	26/0.254	1.14	3.90±0.1	13.5	14.6
14	1/1.628	41/0.254	1.21	4.30±0.1	8.45	8.96
12	1/2.053	65/0.254	1.21	4.80±0.1	5.31	5.64
10	1/2.588	104/0.254	1.21	5.80±0.1	3.34	3.546

AWM 1028

PVC Insulated Single Cords
PVC绝缘单芯线
Rating:600V 105℃
Standard:UL758 CSA-C22.2

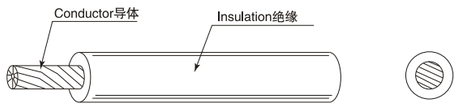

Specification 规格	Conductor Construction 导体结构(NO./mm)		Insulation thickness 绝缘厚度 (mm)	Overall diameter 完成外径 (mm)	Max Conductor resistance at 20℃ 20℃时导体电阻最大值 Ω/km	
AWG 线规	Solid	Stranded			Solid	Stranded
22	1/0.643	17/0.160	1.17	3.10±0.1	54.3	59.4
20	1/0.813	26/0.160	1.17	3.30±0.1	33.9	36.7
18	1/1.024	41/0.160	1.20	3.60±0.1	21.4	23.2
16	1/1.291	26/0.254	1.20	3.90±0.1	13.5	14.6
14	1/1.628	41/0.254	1.20	4.30±0.1	8.45	8.96
12	1/2.053	65/0.254	1.20	4.80±0.1	5.31	5.64
10	1/2.588	104/0.254	1.20	5.80±0.1	3.34	3.546

AWM 1015

PVC Insulated Single Cords
PVC绝缘单芯线
Rating:600V 105℃
Standard:UL758 CSA-C22.2

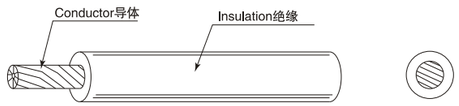

Specification 规格	Conductor Construction 导体结构(NO./mm)		Insulation thickness 绝缘厚度 (mm)	Overall diameter 完成外径 (mm)	Max Conductor resistance at 20℃ 20℃时导体电阻最大值 Ω/ km	
AWG 线规	Solid	Stranded			Solid	Stranded
24	1/0.511	11/0.160	0.76	2.20±0.1	89.39	94.2
22	1/0.643	17/0.160	0.76	2.35±0.1	54.3	59.4
20	1/0.813	26/0.160	0.76	2.55±0.1	33.9	36.7
18	1/1.024	41/0.160	0.76	2.75±0.1	21.4	23.2
16	1/1.291	26/0.254	0.76	3.10±0.1	13.5	14.6
14	1/1.630	41/0.254	0.76	3.50±0.1	8.4	8.96
12	1/2.053	65/0.254	0.76	3.90±0.1	5.31	5.64
10	1/2.589	105/0.254	0.76	4.30±0.1	3.34	3.546

AWM 1056

PVC Insulated Single Cords
PVC绝缘单芯线
Rating:600V 105℃
Standard:UL758 CSA-C22.2

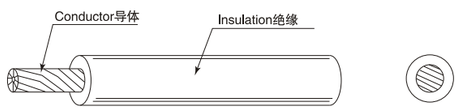

Specification 规格	Conductor Construction 导体结构(NO./mm)		Insulation thickness 绝缘厚度 (mm)	Overall diameter 完成外径 (mm)	Max Conductor resistance at 20℃ 20℃时导体电阻最大值 Ω/ km	
AWG 线规	Solid	Stranded			Solid	Stranded
20	1/0.831	26/0.16	1.52	4.00±0.1	33.9	36.7
18	1/1.024	41/0.16	1.52	4.30±0.1	21.4	23.2
16	1/1.291	26/0.254	1.52	4.60±0.1	13.5	14.6
14	1/1.630	41/0.254	1.52	5.00±0.1	8.4	8.96
12	1/2.053	65/0.254	1.52	5.50±0.1	5.31	5.64
10	1/2.589	105/0.254	1.52	5.80±0.1	3.34	3.546

AWM 20288

PVC Insulated Paraller Flexible Cords
PVC绝缘软线
Rating:300V 105℃
Standard:UL758 CSA-C22.2

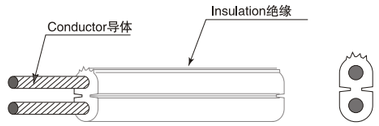

Specification 规格	Conductor Construction 导体结构(NO./mm)	Insulationthickness 绝缘厚度(mm)	Overall diameter 完成外径 (mm)	Max Conductor resistance at 20℃ 20℃时导体电阻最大值 Ω/ km	
AWG线规	Stranded			Solid	Stranded
18	41/0.160	1.02	2芯 3.3x6.4±0.1	21.4	23.2
			3芯 3.3x8.4±0.1		
16	26/0.254	1.02	2芯 3.6x7.4±0.1	13.5	14.6
			3芯 3.6x9.2±0.1		
14	41/0.254	1.02	2芯 4.0x8.6±0.1	8.4	8.96
			3芯 4.0x10.0±0.1		
12	64/0.254	1.02	2芯 4.5x9.1±0.1	5.31	5.64
			3芯 4.5x11.4±0.1		

AMG 20856

PVC Insulated Paraller Flexible Cords
PVC绝缘软线
Rating:300V 105℃
Standard:UL758 CSA-C22.2

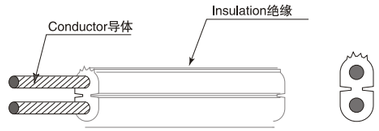

Specification 规格	Conductor Construction 导体结构(NO./mm)	Insulationthickness 绝缘厚度(mm)	Overall diameter 完成外径 (mm)	Max Conductor resistance at 20℃ 20℃时导体电阻最大值 Ω/ km
AWG线规	Stranded			
15	32/0.254	1.14	4.0x8.0±0.1	11.3
14	41/0.254	1.14	4.2x8.4±0.1	8.96

AWM 1275

PVC Insulated Single Cords
PVC绝缘单芯线
Rating:600V 105℃
Standard:UL758 CSA-C22.2

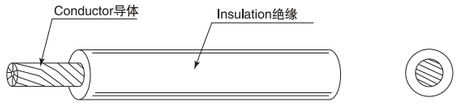

AWG 线规	Conductor Construction 导体结构(NO./mm)	Insulationthickness 绝缘厚度(mm)	Overall diameter 完成外径 (mm)	Max Conductor resistance at 20℃ 20℃时导体电阻最大值 Ω/ km
				Stranded
18	41/0.16	1.52	4.30±0.1	23.2
16	26/0.254	1.52	4.60±0.1	14.6
14	41/0.254	1.52	5.00±0.1	8.96
12	65/0.254	1.52	5.50±0.1	5.64
10	105/0.254	1.52	5.80±0.1	3.546

AWM 2464

PVC Insulated PVC Sheathed Flexible Cords
PVC绝缘PVC护套软线
Rating:300V 80℃
Standard:UL758

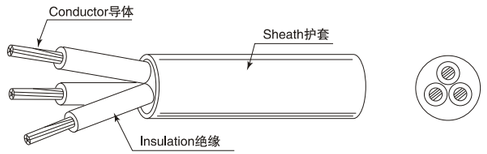

Specification 规格		Conductor Construction 导体结构 (NO./mm)	Insulation thickness 绝缘厚度 (mm)	Sheath thickness 护套厚度 (mm)	Overall diameter 完成外径 (mm)	Max Conductor resistance at 20℃ 20℃时导体电阻最大值Ω/km	
No. of core 导体芯数	AWG 线规					Solid	Stranded
2	24	11/0.160	0.38	0.76	4.40	89.39	94.2
	22	17/0.160	0.38	0.76	4.70	54.3	59.4
	20	26/0.160	0.38	0.76	5.25	33.9	36.7
	18	41/0.160	0.38	0.76	5.60	21.4	23.2
	16	65/0.160	0.38	0.76	6.30	13.5	14.6
3	24	11/0.160	0.38	0.76	4.60	89.39	94.2
	22	17/0.160	0.38	0.76	4.95	54.3	59.4
	20	26/0.160	0.38	0.76	5.50	33.9	36.7
	18	41/0.160	0.38	0.76	5.85	21.4	23.2
	16	65/0.160	0.38	0.76	6.70	13.5	14.6
4	24	11/0.160	0.38	0.76	4.95	89.39	94.2
	22	17/0.160	0.38	0.76	5.41	54.3	59.4
	20	26/0.160	0.38	0.76	5.95	33.9	36.7
	18	41/0.160	0.38	0.76	6.25	21.4	23.2
	16	65/0.160	0.38	0.76	7.30	13.5	14.6
5	24	11/0.160	0.38	0.76	5.35	89.39	94.2
	22	17/0.160	0.38	0.76	5.85	54.3	59.4
	20	26/0.160	0.38	0.76	6.45	33.9	36.7
	18	41/0.160	0.38	0.76	7.00	21.4	23.2
	16	65/0.160	0.38	0.76	8.05	13.5	14.6
6	24	11/0.160	0.38	0.76	5.85	89.39	94.2
	22	17/0.160	0.38	0.76	6.30	54.3	59.4
	20	26/0.160	0.38	0.76	7.00	33.9	36.7
	18	41/0.160	0.38	0.76	7.60	21.4	23.2
	16	65/0.160	0.38	0.76	8.75	13.5	14.6

AWM 22094

PVC Insulated PVC Sheathed Flexible Cords
PVC绝缘PVC护套软线
Standard:UL758

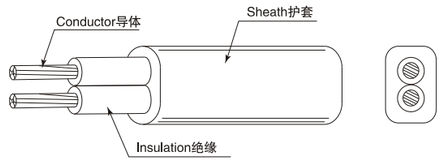

Rating:300V 60-105℃

No.of conductor 导体芯数	Conductor 导体		Insulation thickness 绝缘厚度 (mm)	Sheath thickness 护套厚度 (mm)	Overall diameter 完成外径 (mm)	Max Conductor resistance at 20℃ 20℃时导体电阻最大值Ω/km	
	AWG 线规	Construction 结构 (NO./mm)				Bare	Tinned
2	18	41/0.160	0.76	0.76	4±0.1 x 6.56±0.1	22.4	23.6
	16	65/0.160	0.76	0.76	4.29±0.1 x 7.05±0.1	14.1	14.9
	14	41/0.254	0.76	0.76	4.65±0.1 x 7.75±0.1	8.88	9.34
	12	65/0.254	0.76	1.14	5.8±0.1 x 9.32±0.1	5.58	5.88
3	18	41/0.160	0.76	0.76	4±0.1 x 9±0.1	22.4	23.6
	16	65/0.160	0.76	0.76	4.29±0.1 x 9.58±0.1	14.1	14.9
	14	41/0.254	0.76	0.76	4.65±0.1 x 10.28±0.1	8.88	9.34
	12	65/0.254	0.76	1.14	5.8±0.1 x 11.85±0.1	5.58	5.88
4	18	41/0.160	0.76	0.76	4±0.1 x 11.52±0.1	22.4	23.6
	16	65/0.160	0.76	0.76	4.29±0.1 x 12.1±0.1	14.1	14.9
	14	41/0.254	0.76	0.76	4.65±0.1 x 12.8±0.1	8.88	9.34
	12	65/0.254	0.76	1.14	5.8±0.1 x 14.36±0.1	5.58	5.88

Rating:600V 60-105℃

No.of conductor 导体芯数	Conductor 导体		Insulation thickness 绝缘厚度 (mm)	Sheath thickness 护套厚度 (mm)	Overall diameter 完成外径 (mm)	Max Conductor resistance at 20℃ 20℃时导体电阻最大值Ω/km	
	AWG 线规	Construction 结构 (NO./mm)				Bare	Tinned
2	18	41/0.160	0.76	1.52	5.56±0.1 x 8.05±0.1	22.4	23.6
	16	65/0.160	0.76	1.52	5.8±0.1 x 8.58±0.1	14.1	14.9
	14	41/0.254	1.14	2.03	7.95±0.1 x 11.82±0.1	8.88	9.34
	12	65/0.254	1.14	2.41	9.1±0.1 x 13.38±0.1	5.58	5.88
3	18	41/0.160	0.76	1.52	5.56±0.1 x 9.6±0.1	22.4	23.6
	16	65/0.160	0.76	1.52	5.8±0.1 x 10.1±0.1	14.1	14.9
	14	41/0.254	1.14	2.03	7.95±0.1 x 14.1±0.1	8.88	9.34
	12	65/0.254	1.14	2.41	9.1±0.1 x 15.65±0.1	5.58	5.88
4	18	41/0.160	0.76	1.52	5.56±0.1 x 11.12±0.1	22.4	23.6
	16	65/0.160	0.76	1.52	5.8±0.1 x 11.62±0.1	14.1	14.9
	14	41/0.254	1.14	2.03	7.95±0.1 x 16.38±0.1	8.88	9.34
	12	65/0.254	1.14	2.41	9.1±0.1 x 17.95±0.1	5.58	5.88

THHN、THWN-2、T90 NYLON、TWN 75

PVC Insulated NYLON Sheathed Flexible Cords
PVC绝缘尼龙护套软线
Rating:300V 80℃
Standard:UL83

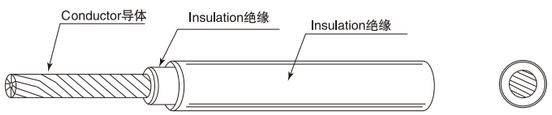

Specification 规格(AWG)	Conductor Construction 导体结构 (NO./mm)	Insulation thickness 绝缘厚度 (mm)	Sheath thickness 护套厚度 (mm)	Overall diameter 完成外径 (mm)
14	1/1.63	0.38	0.1	2.6
12	1/2.05	0.38	0.1	3.1
10	1/2.59	0.51	0.1	3.8
8	7/1.23	0.76	0.13	5.4
6	7/1.56	0.76	0.13	6.3
4	7/1.96	1.02	0.15	8.1
2	19/1.52	1.02	0.15	9.6
1	19/1.68	1.27	0.17	11.2
1/0	19/1.89	1.27	0.17	12.2
2/0	19/2.13	1.27	0.17	13.2

美国标准插头系列
AMERICA PLUG SERIES

NEMA 1-15P



XN115P-A (XH201)

2-POLE2-WIRE PLUG 1-15P

18/2 SPT-1,NISPT-1,SPT-2,NISPT-2,SVT,SVTO,SVTOO,SJT,SJTW,SJTO,SJTOW,
SJTOO,SJTOOW,HPN,SJ,SJO,SJOW,SJOO,SJOOWSV,SVO,SVOO
17/2 HPN,SJ,SJO,SJOW,SJOO,SV,SVO,SVOO,SJTOOW,SVT,SVTO,SVTOO
SJT,SJTW,SJTO,SJTOW,SJTOO,SJTOOW
16/2 HPN,SJ,SJO,SJOW,SJOO,SVT,SVTO,SVTOO,SV,SVO,SVOO
15/2 SPT-2,NISPT-2SJOOW,S,SJT.SJTW,SJTO,SJTOW,SJTOO,SJTOOW
14/2 HPN,SJ,SJO,SJOW,SJOO,SJOOW,SJT,SJTW,SJTO,SJTOW,SJTOO,SJTOOW
SJTOOW,HPN,SJ,SJO,SJOW,SJT,SJTW,SJTO,SJTOW,SJTOO,SJOO,SJOOW

With Fuse

XN115P-AF (XH201-F)

2-POLE 2-WIRE PLUG 1-15P

20/2 SPT-1,NISPT-2
18/2 SPT-1,NISPT-1, SPT-2, NISPT-2,HPN
16/2 SPT-2,NISPT-2, HPN



XN115P-DK (XH214)

2-POLE2-WIRE PLUG1-15P

18/2 SVT,SJT,SJTW,SJTO,SJTOW,,SPT-2,NISPT-2,HPN
17/2 SVT
16/2 SVT,SJT,SJTW,SJTO,SJTOW, SPT-2,NISPT-2,HPN
14/2 SJT,SJTW,SJTO,SJTOW

15A

XN115P-B (XH212)

2-POLE2-WIRE PLUG1-15P

18/2 HPN,SPT-1,NISPT-1,SPT-2,NISPT-2
SVT,SJT,SJTW,SJTO, SJTOW
17/2 SVT
16/2 SVT,SJT,SJTW,SJTO,SJTOW,HPN,SPT-2,NISPT-2
14/2 SJT,SJTW,SJTO,SJTOW



XN115P-B (XH212)

2-POLE2-WIRE PLUG1-15P

12/3 SJT, SJTW

XN115P-C (XH213)

2-POLE2-WIRE PLUG1-15P

18/2 HPN,SPT-1,NISPT-1,SPT-2,NISPT-2,SVT,SJT,SJTW,SJTO,SJTOW
17/2 SVT
16/2 SVT,SJT,SJTW,SJTO,SJTOW,HPN,SPT-2,NISPT-2
14/2 SJT,SJTW,SJTO,SJTOW

XN115P-E (XH215)

2-POLE2-WIRE PLUG1-15P

18/2 SVT
17/2 SVT
16/2 SVT

XH201-1 (XH201D)

2-POLE2-WIRE PLUG 1-15P

18/2 SPT-1,NISPT-1,SPT-2,NISPT-2,SVT,SVTO,SVTOO,SJT,SJTW
SJTO,SJTOW,SJTOO,SJTOOW,SVT,SJ,SJO,SJOW,SJOO,SJOOW
S,SO,SOW,SOO,SOOW,ST,STW,STO,STOW,STOO,STOOW
16/2 SPT-2,NISPT-2,SVT,SVTO,SVTOO,SJT,SJTW,SJTOW,
SJTOO,SJTOOW,HPN,SJ,SJO,SJOW,SJOO
SJOOW,S,SO,SOW,SOO,SOOW,ST,STW,STO,STOW,STOO,STOOW
14/2 SJT.SJTW,SJTO,SJTOW,SJTOO,SJTOOW,HPN,SJ,SJO,SJOW,SJOO
SJOOW,S,SO,SOW,SOO,SOOW,ST,STW,STO,STOW,STOO,STOOW

NEMA 1-15R

(1) (2)

XN115R-A (XH301)

2-Conductor Cord 1-15R

18/2 SVT,SVTO,SVTOO,SJT,SJTW,SJTO,SJTOW,SJTOO,SJTOOW
17/2 SVT,SVTO,SVTOO
16/2 SVT,SVTO,SVTOO,SJT,SJTW,SJTO,SJTOW,SJTOO,SJTOOW

15A

XN115R-C (XH303)

2-Conductor Cord 1-15R

16/2 SPT-2



(1)

(2)

XN115R-B (XH302)

2-Conductor Cord 1-15R

16/2 SPT-2

NEMA 1-15P + 1-15R



(1) (2)

XN115T-A (XH201C)

2-POLE2-WIRE CURRENT TAP

18/2 SPT-1,NISPT-1,SPT-2,NISPT-2,SVT,SVTO,SVTOO,SJT,SJTW SJTO,SJTOW,SJTOO,SJTOOW,SJ,SJO,SJOW,SJOO,SJOOW S,SO,SOW,SOO,SOOW,ST,STW,STO,STOW,STOO,STOOW
17/2 SVT,SVTO,SVTOO
16/2 SPT-2,NISPT-2,SVT,SVTO,SVTOO,SJT,SJTW,SJTOW,SJTO SJTOO,SJTOOW,SJ,SJO,SJOW,SJOO,SJOOW,S,SO,SOW,SOO, SOOW,ST,STW,STO,STOW,STOO,STOOW
14/2 SJT.SJTW,SJTO,SJTOW,SJTOO,SJTOOW,SJ,SJO,SJOW,SJOO SJOOW,S,SO,SOW,SOO,SOOW,ST,STW,STO,STOW,STOO,STOOW



(3)

XN115T-A (XH201C)

2-POLE2-WIRE CURRENT TAP

18/2 SPT-1,SPT-2,NISPT-1
16/2 SPT-1,SPT-2,NISPT-2

美国标准插头系列
AMERICA PLUG SERIES

NEMA 5-15P



XN515P-A (XH218)

2-POLE3-WIRE PLUG5-15P

18/3 SPT-1,NISPT-1,SPT-2,NISPT-2,SPT-3,HPN,SV,SVO,SVOO,SVT,SVTO
SVTOO,SJ,SJO,SJOW,SJOO,SJOOW,SJT,SJTW,SJTO,SJTOW,SJTOO
SJTOOW,S,SO,SOW,SOO,SOOW,ST,STW,STO,STOW,STOO,STOOW,SJW,SW
17/3 SV,SVO,SVOO,SVT,SVTO,SVTOO
16/3 HPN,SPT-2,NISPT-2,SPT-3,SV,SVO,SVOO,SVT,SVTO,SVTOO,SJ,SJO
SJOW,SJOO,SJOOW,SJT,SJTW,SJTO,SJTOW,SJTOO,SJTOOW,S,SO
SOW,SOO,SOOW,ST,STW,STO,STOW,STOO,STOOW,,SJW,SW
14/3 HPN,SPT-3,SJ,SJO,SJOW,SJOO,SJOOW,SJT,SJTW,SJTO,SJTOW,SJTOO
SJTOOW,S,SO,SOW,SOO,SOOW,ST,STW,STO,STOW,STOO,STOOW,,SJW,SW
12/3 HPN,SPT-3,SJ,SJO,SJOW,SJOO,SJOOW,SJT,SJTW,SJTO,SJTOW,SJTOO
SJTOOW,S,SO,SOW,SOO,SOOW,ST,STW,STO,STOW,STOO,STOOW,,SJW,SW



XN515P-D (XH203)

2-POLE3-WIRE PLUG5-15P

16/3 HPN,SPT-2,SPT-3,SV,SVO,SVOO,SVT,SVTO,SVTOO,SJ,SJO,SJOW,SJOO
SJOOW,SJT,SJTW,SJTO,SJTOW,SJTOO,SJTOOW,S,SO,SOW,SOO,SOOW
SJT,STW,STO,STOW,STOO,STOOW
15/3 HPN,SPT-3,SJ,SJO,SJOW,SJOO,SJOOW,S,SO,SOO,SOW,SOOW,SJT,SJTW,
SJTO,SJTOW,SJTOO,SJTOOW,ST,STO,STOO,STW,STOW,STOOW
14/3 HPN,SPT-3,SJ,SJO,SJOW,SJOO,SJOOW,SJT,SJTW,SJTO,SJTOW,SJTOO
SJTOOW,S,SO,SOW,SOO,SOOW,ST,STW,STO,STOW,STOO,STOOW
12/3 HPN,SPT-3,SJ,SJO,SJOW,SJOO,SJOOW,SJT,SJTW,SJTO,SJTOW,SJTOO
SJTOOW,S,SO,SOW,SOO,SOOW,ST,STW,STO,STOW,STOO,STOOW
10/3 SJ,SJO,SJOW,SJOO,SJOOW,S,SO,SOW,SOO,SOOW,SJT,SJTW,SJTO
SJTOOW,SJTOO,SJTOOW,ST,STW,STO,STOW,STOO,STOOW

XN515P-E (XH204)

2-POLE3-WIRE PLUG5-15P

18/3 SPT-2,SPT-3,S,SJ,SO,SOO,SOOW,SOW,SJO,SJOW,SJOO,SJOOW
SVT,SVTO,SVTOO,SJT,SJTW,SJTO,SJTOW,SJTOO,SJTOOW,HPN
17/3 SVT,SVTO,SVTOO,SJ,SJO,SJOW,SJOO,SJOOW,SJT,SJTO,SJTW,
SJTOOW,SJTOO,SJTOOW,HPN
16/3 SPT-2,SPT-3,S,SO,SOO,SOOW,SOW,SJO,SJOW,SJOO,SJOOW
SJ,SJT,SJTW,SJTO,SJTOW,SJTOO,SJTOOW,HPN
14/3 SJT,SJTW,SJTO,SJTOW,SJTOO,SJTOOW,HPN,SJ,SJO,SJOW,SJOOW
12/3 SJT,SJTW

15A



XN515P-AF (XH202-F)

2-POLE 3-WIRE PLUG 5-15P

NEMA 5-15P With Fuse

18/3 SPT-1,NISPT-1, SPT-2, NISPT-2,HPN, SVT, SJT
17/3 SVT, SJT
16/3 SPT-2,NISPT-2, HPN,SVT,SJT

XN515P-F (XH220)

2-POLE3-WIRE PLUG5-15P

18/3 SPT-2,SPT-3,S,SJ,SO,SOO,SOOW,SOW,SJO,SJOW,SJOO,SJOOW
SVT,SVTO,SVTOO,SJT,SJTW,SJTO,SJTOW,SJTOO,SJTOOW,HPN
17/3 SVT,SVTO,SVTOO,SJ,SJO,SJOW,SJOO,SJOOW,SJT,SJTO,SJTW,
SJTOOW,SJTOO,SJTOOW,HPN
16/3 SPT-2,SPT-3,S,SO,SOO,SOOW,SOW,SJO,SJOW,SJOO,SJOOW
SJ,SJT,SJTW,SJTO,SJTOW,SJTOO,SJTOOW,HPN
14/3 SJT,SJTW,SJTO,SJTOW,SJTOO,SJTOOW,HPN,SJ,SJO,SJOW,SJOOW
12/3 SJT,SJTW

XN515P-G (XH221)

2-POLE3-WIRE PLUG5-15P

18/3 SPT-3
16/3 SPT-2



XN515P-B (XH219)

2-POLE3-WIRE PLUG5-15P

18/3 SPT-2,SPT-3,S,SJ,SO,SOO,SOOW,SOW,SJO,SJOW,SJOO,SJOOW
SVT,SVTO,SVTOO,SJT,SJTW,SJTO,SJTOW,SJTOO,SJTOOW,HPN
17/3 SVT,SVTO,SVTOO,SJ,SJO,SJOW,SJOO,SJOOW,SJT,SJTO,SJTW,
SJTOOW,SJTOO,SJTOOW,HPN
16/3 SPT-2,SPT-3,S,SO,SOO,SOOW,SOW,SJO,SJOW,SJOO,SJOOW
SJ,SJT,SJTW,SJTO,SJTOW,SJTOO,SJTOOW,HPN
14/3 SJT,SJTW,SJTO,SJTOW,SJTOO,SJTOOW,HPN,SJ,SJO,SJOW
SJOOW
12/3 SJT,SJTW

XN515P-C (XH202)

2-POLE3-WIRE PLUG5-15P

18/3 SPT-1,SPT-2,SVT,SVTO,SVTOO,SJT,SJTW.HPN,SV,SVO.SVOO,SJ,
SJO,SJOW,SJOO,SJOOW, SJTO,SJTOW,SJTOO,SJTOOW
17/3 HPN,SV,SVO,SVOO,SJ,SJO,SJOW,SJOO,SJOOW,SVT,SVTO,SVTOO,
SJT,SJTW,SJTO,SJTOW,SJTOO,SJTOOW
16/3 SPT-2,SVT,SVTO,SVTOO,SJT,SJTW,SJTO,SJTOW,SJTOO,SJTOOW,
SV,SVO,SVOO,SJ,SJO,SJOW,SJOO,SJOOW,HPN
15/3 HPN,SJ,SJO,SJOW,SJOO,SJOOW,SJT,SJTW,SJTO,SJTTOW
SJTOO, SJTOOW
14/3 SJT,SJTW,SJTO,SJTOW,SJTOO,SJTOOW,HPN,SJ,SJO,SJOW
SJOO,SJOOW

XN515P-H (XH222)

2-POLE3-WIRE PLUG5-15P

18/3 SPT-2,SPT-3,HPN,SJ,SJO,SJOW,SJOO,SJOOW
SVT,SVTO,SVTOO,SJT,SJTW,SJTO,SJTOW,SJTOO,SJTOOW
17/3 SVT,SVTO,SVTOO,SJT,SJTO,SJTOO,SJTW,SJTOW,SJTOOW,HPN
SJ,SJO,SJOW,SJOO,SJOOW
16/3 SJT,SJTW,SJTO,SJTOW,SJTOO,SJTOOW,HPN,SPT-2,SPT-3,SVT
SVTO,SVTOO,SJ,SJO,SJOW,SJOO,SJOOW
14/3 SPT-3,SJT,SJTO,SJTOO,SJTW,SJTOW,SJTOOW,HPN,SJ,SJO
SJOW,SJOO,SJOOW

NEMA 5-15P



XN515P-I (XH223)

2-POLE3-WIRE PLUG5-15P

16/3 SJT
14/3 SJT,SPT-3

15A



XN515P-J (XH224)

2-POLE3-WIRE PLUG5-15P

14/3 SJTW,



XN515P-K (XH225)

2-POLE3-WIRE PLUG5-15P

18/3 SJT,SJTO,SJTOW,SJTOWAST,STO,STOO,STOW,STOWA,STOOW
ST@WA
16/3 SJT,SJTO,SJTOW,SJTOWAST,STO,STOO,STOW,STOWA,STOOW
ST@WA



XN515P-L (XH232)

2-POLE3-WIRE PLUG5-15P

18/3 SPT-2,SPT-3,SVT,ST,STW,STO,STOW,STOO,STOOW
17/3 SVT
16/3 SPT-2,SPT-3,ST,STW,STO,STOW,STOO,STOOW,SVT
14/3 SJT,SJTW,SJTO,SJTOW,SJTOO,SJTOOW

XN515P-MK (XH233)

2-POLE 3-WIRE PLUG 5-15P

18/3 SVT,SJT,SJTW,SJTO,SJTOW,SJTOO,SJTOOW
17/3 SVT
16/3 SVT,SJT,SJTW,SJTO,SJTOW,SJTOO,SJTOOW
14/3 SJT

NEMA 5-15R



XN515R-A3 (XH305)

3-Conductor Cord 5-15R

16/3 SPT-3,SJT,SJTW,SJTO,SJTOW,SJTOO,SJTOOW
14/3 SPT-3,SJT,SJTW,SJTO,SJTOW,SJTOO,SJTOOW
12/3 SJT,SJTW,SJTO,SJTOW,SJTOO,SJTOOW



XN515R-B (XH306)

3-Conductor Cord 5-15R

16/3 SPT-3,SJT,SJTW,SJTO,SJTOW,SJTOO,SJTOOW
14/3 SPT-3,SJT,SJTW,SJTO,SJTOW,SJTOO,SJTOOW
12/3 SJT,SJTW,SJTO,SJTOW,SJTOO,SJTOOW

NEMA 5-15R



XN515R-C (XH203-Z)

3-Conductor Cord 5-15R

16/3 SPT-3,SJT,SJTW,SJTO,SJTOW,SJTOO,SJTOOW,SPT-2,SJ,SJO,SJOW,SJOO,SJOOW,S,SO,SOW,SOO,SOOW,ST,STW,STO,STOW,STOO,STOOW
14/3 SPT-3,SJT,SJTW,SJTO,SJTOW,SJTOO,SJTOOW,SJ,SJO,SJOW,SJOO,SJOOW,S,SO,SOW,SOO,SOOW,ST,STW,STO,STOW,STOO,STOOW
12/3 SJT,SJTW,SJTO,SJTOW,SJTOO,SJTOOW, SPT-3,SJ,SJO,SJOW,SJOO,SJOOW,S,SO,SOW,SOO,SOOW,ST,STW,STO,STOW,STOO,STOOW
10/3 SJ,SJO,SJOW,SJOO,SJOOW,S,SO,SOW,SOO,SOOW,SJT,SJTW,SJTO,SJTOW,SJTOO,SJTOOW,ST,STW,STO,STOW,STOO,STOOW

15A

Light/Without light

XN515R-D3 (XH515A)

3-Conductor Cord 5-15R

16/3 ST,STW,STO,STOW,STOO,STOOW,SJ,SJO,SJOW,SJOO,SJOOW,S SO,SOW,SOO,SOOW
14/3 ST,STW,STO,STOW,STOO,STOOW,SJ,SJO,SJOW,SJOO,SJOOW,S SO,SOW,SOO,SOOW
12/3 SJT,SJTW,SJTO,SJTOW,SJTOO,SJTOOW,SPT-3,ST,STW,STO,STOW STOO,STOOW,SJ,SJO,SJOW,SJOO,SJOOW,S,SO,SOW,SOO,SOOW
10/3 SPT-3,SJT,SJTW,SJTO,SJTOW,SJTOO,SJTOOW,ST,STW,STO,STOW STOO,STOOW,SJ,SJO,SJOW,SJOO,SJOOW,S,SO,SOW,SOO,SOOW



XN515R-E3 (XH515C)

3-Conductor Cord 5-15R

12/3 SJT,SJTW,SJTO,SJTOW,SJTOO,SJTOOW,ST,STW,STO,STOW, STOO,STOOW,S,SO,SOW,SOO,SOOW,SJ,SJO,SJOW,SJOO, SJOOW,AWMstle22094
10/3 ST,STW,STO,STOW,STOO,STOOW,S,SO,SOW,SOO,SOOW,SJT, SJTW,SJTO,SJTOW,SJTOO,SJTOOW,SJ,SJO,SJOW,SJOO, SJOOW,AWMstyle22094

NEMA 5-15P

XH216C Hospital Grade

2-POLE 3-WIRE PLUG 5-15P

18/3, 16/3, 14/3, 12/3
SJ,SJO,SJOW,SJOO,SJOOW,SJT,SJTW,SJTO,SJTOW,SJTOO SJTOOW,S,SO,SOW,SOO,SOOW,ST,STW,STO,STOW,STOO, STOOW



XH216D Hospital Grade

2-POLE 3-WIRE PLUG 5-15P

18/3, 16/3, 14/3, 12/3
SJ,SJO,SJOW,SJOO,SJOOW,SJT,SJTW,SJTO,SJTOW,SJTOO SJTOOW,S,SO,SOW,SOO,SOOW,ST,STW,STO,STOW,STOO, STOOW

Thermal protector

XN515P-C+B (XH202-TP)

2-POLE3-WIRE PLUG5-15P

18/3 SPT-2,SPT-3,S,SJ,SO,SOO,SOOW,SOW,SJO,SJOW,SJOO,SJOOW SVT,SVTO,SVTOO,SJT,SJTW,SJTO,SJTOW,SJTOO,SJTOOW
17/3 SVT,SVTO,SVTOO
16/3 SPT-2,SPT-3,S,SO,SOO,SOOW,SOW,SJO,SJOW,SJOO,SJOOW SJ,SJT,SJTW,SJTO,SJTOW,SJTOO,SJTOOW
14/3 SJT,SJTW,SJTO,SJTOW,SJTOO,SJTOOW
12/3 SJT,SJTW,SJTO,SJTOW,SJTOO,SJTOOW

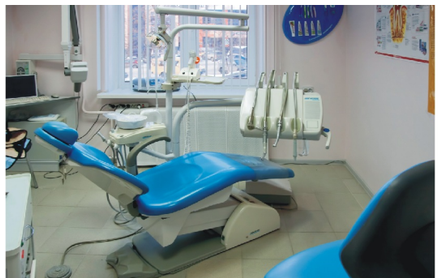

XN515R-F6

NEMA 6-15P



XN615P-A (XH226)

2-POLE 3-WIRE PLUG 6-15P

18/3 SPT-2,SPT-3,SVT,SJT
16/3 SPT-2,SPT-3,SVT,SJT
14/3 SJT
12/3 SJT

15A

XN615P-B (XH227)

2-POLE 3-WIRE PLUG 6-15P

18/3, 16/3, 14/3,12/3
SJ,SJO,SJOW,SJOO,SJOOW,SJT,SJTW,SJTO,SJTOW,SJTOO,
SJTOOW
S,SO,SOW,SOO,SOOW,ST,STW,STO,STOW,STOO,STOOW

NEMA 6-15R



XN615R-A

(XH615A)

3-Conductor Cord L6-15P/6-15R

16/3 SPT-3,SJT,SJTW,SJTO,SJTOW,SJTOO,SJTOOW
14/3 SPT-3,SJT,SJTW,SJTO,SJTOW,SJTOO,SJTOOW
12/3 SJT,SJTW,SJTO,SJTOW,SJTOO,SJTOOW

XN615R-B3

(XH615C)

XN615R-C3

(XH305)

NEMA 5-15P + 5-15R







XN515T-A (XH202C)

2-POLE 3-WIRE CURRENT TAP

18/3, 17/3, 16/3,14/3
SJ,SJO,SJOW,SJOO,SJOOW,SJT,SJTW,SJTO,SJTOW,SJTOO
SJTOOW,S,SO,SOW,SOO,SOOW,ST,STW,STO,STOW,STOO,STOOW

XN515T-B (XH202D)

2-POLE 3-WIRE CURRENT TAP

18/3, 16/3, 14/3,12/3
SJ,SJO,SJOW,SJOO,SJOOW,SJT,SJTW,SJTO,SJTOW,SJTOO
SJTOOW,S,SO,SOW,SOO,SOOW,ST,STW,STO,STOW,STOO,
STOOW

NEMA 6-15P + 6-16R

XN615T-A

2-POLE 3-WIRE CURRENT TAP

18/3, 16/3, 14/3,12/3
SJ,SJO,SJOW,SJOO,SJOOW,SJT,SJTW,SJTO,SJTOW,SJTOO
SJTOOW,S,SO,SOW,SOO,SOOW,ST,STW,STO,STOW,STOO,
STOOW

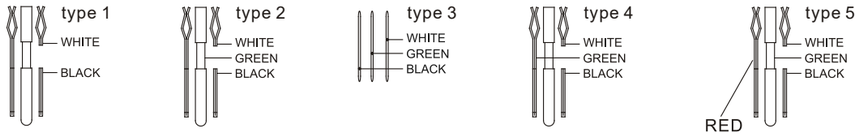

NEMA 7-15P

XN715P-A (XH244)

2-POLE3-WIRE PLUG 7-15P

18/3 SPT-2,SPT-3,SVT,SVTO,SVTOO,SJT,SJTW,SJTO,SJTOW,SJTOO SJTOOW
16/3 SPT-2,SPT-3,SJT,SJTW,SJTO,SJTOW,SJTOO,SJTOOW,SVT,SVTO SVTOO
14/3 SJT,SJTW,SJTO,SJTOW,SJTOO,SJTOOW,SPT-3

XN715P-B (XH248)

2-POLE3-WIRE PLUG 7-15P

18/3 SPT-2,SPT-3,SVT,SVTO,SVTOO,SJT,SJTW,SJTO,SJTOW,SJTOO SJTOOW
16/3 SPT-2,SPT-3,SJT,SJTW,SJTO,SJTOW,SJTOO,SJTOOW,SVT,SVTO SVTOO
14/3 SJT,SJTW,SJTO,SJTOW,SJTOO,SJTOOW,SPT-3



NEMA 2-20P



XN220P-A

2-POLE2-WIRE CURRENT TAP

18/2 SPT-1,SPT2,NISPT-1
16/2 SPT-1,SPT2,NISPT-2

NEMA 5-20P



(1) (2) (3)

XN520P-A (XH230)

2-POLE 3-WIRE PLUG 5-20P

16/3, 14/3, 12/3
SPT-3,SJT,SJTW,SJTO,SJTOW,SJTOO,SJTOOW,ST,STW,STO STOW,STOO,STOOW

NEMA 5-20P



(1) (2)

XN520P-B (XH231)

2-POLE 3-WIRE PLUG 5-20P

18/3 SJT,SJTW,SJTO,SJTOW,SJTOO,SJTOOW, ST,STW,STO,STOW,STOO STOOW,SJ,SJO,SJOW,SJOO,SJOOW,S,SO,SOW,SOO,SOOW
16/3 SJT,SJTW,SJTO,SJTOW,SJTOO,SJTOOW, ST,STW,STO,STOW,STOO STOOW,SJ,SJO,SJOW,SJOO,SJOOW,S,SO,SOW,SOO,SOOW
14/3 SJT,SJTW,SJTO,SJTOW,SJTOO,SJTOOW,ST,STW,STO, STOW,STOO STOOW,SJ,SJO,SJOW,SJOO,SJOOW,S,SO,SOW,SOO,SOOW
12/3 SJT,SJTW,SJTO,SJTOW,SJTOO,SJTOOW,ST,STW,STO,STOW,STOO STOOW,SJ,SJO,SJOW,SJOO,SJOOW,S,SO,SOW,SOO,SOOW

Hospital Grade

XN520P-C (XH216E)

2-POLE 3-WIRE PLUG 5-20P

16/3, 14/3, 12/3,10/3
SJ,SJO,SJOW,SJOO,SJOOW,SJT,SJTW,SJTO,SJTOW,SJTOO SJTOOW,S,SO,SOW,SOO,SOOW,ST,STW,STO,STOW,STOO, STOOW



(1) (2)

Hospital Grade

XN520P-D (XH216F)

2-POLE 3-WIRE PLUG 5-20P

16/3, 14/3, 12/3,10/3
SJ,SJO,SJOW,SJOO,SJOOW,SJT,SJTW,SJTO,SJTOW,SJTOO SJTOOW,S,SO,SOW,SOO,SOOW,ST,STW,STO,STOW,STOO, STOOW

XN520P-E2 (XH247)

2-POLE3-WIRE PLUG 5-20P

12/5,10/5
SJT,SJTW,SJTO,SJTOW,SJTOO,SJTOOW,ST,STW,STO,STOW, STOO,STOOW,SJ,SJO,SJOW,SJOO,SJOOW,S,SO,SOW,SOO,SOOW

NEMA 5-20R

XN520R-A4 (XH520A)

4-Conductor Cord 5-20R

12/4 SJT,SJTW,SJTO,SJTOW,SJTOO,SJTOOW,ST,STW,STO,STOW,
STOO,STOOW,S,SO,SOW,SOO,SOOW,SJ,SJO,SJOW,SJOO,
SJOOW,AWMstyle22094
10/4 ST,STW,STO,STOW,STOO,STOOW,S,SO,SOW,SOO,SOOW,SJ,
SJO,SJOW,SJOO,SJOOW,SJT,SJTW,SJTO,SJTOW,SJTOO,
SJTOOW

Thermal protector

XN520R-A4+B (XH520-A)

4-Conductor Cord 5-20R

12/4 SJT,SJTW,SJTO,SJTOW,SJTOO,SJTOOW

Light

XN520R-B4 (XH520B)

Thermal protector

XN520R-B4+B (XH520-B)

4-Conductor Cord 5-20R

12/4 SJT,SJTW,SJTO,SJTOW,SJTOO,SJTOOW



(1) (2)

XN520R-C (XH520C)

3-Conductor Cord 5-20R

16/3,14/3,12/3,10/3
SJ,SJO,SJOW,SJOO,SJOOW,SJT,SJTW,SJTO,SJTOW,SJTOO,
SJTOOW,S,SO,SOW,SOO,SOOW,ST,STW,STO,STOW,STOO,
STOOW

Thermal protector

XN520R-C+B (XH520-C)

3-Conductor Cord 5-20R

16/4,14/4,12/4
SJT,SJTW,SJTO,SJTOW,SJTOO,SJTOOW, ST,STW,STO,STOW,
STOO,STOOW,STOO,STOOW,S,SO,SOW,SOO,SOOW,SJ,SJO
SJOW,SJOO,SJOOW
10/4 ST,STW,STO,STOW,STOO,STOOW,STOO, STOOW,S,SO,SOW,
SOO,SOOW,SJ,SJO,SJOW,SJOO,SJOOW,SJT,SJTW,SJTO
SJTOW,SJTOO,SJTOOW

NEMA 5-20R

XN520R-D3 (XH520D)

3-Conductor Cord 5-20R

16/3,14/3,12/3,10/3
SJ,SJO,SJOW,SJOO,SJOOW,SJT,SJTW,SJTO,SJTOW,SJTOO,
SJTOOW,S,SO,SOW,SOO,SOOW,ST,STW,STO,STOW,STOO,
STOOW

Thermal protector

XN520R-D3+B (XH520D)

4-Conductor Cord 5-20R

16/3 SJT,SJTW,SJTO,SJTOW,SJTOO,SJTOOW
14/3 SJT,SJTW,SJTO,SJTOW,SJTOO,SJTOOW
12/3 SJT,SJTW,SJTO,SJTOW,SJTOO,SJTOOW

XN520R-E4 (XH520E)

4-Conductor Cord 5-20R

16/4 SJT,SJTW,SJTO,SJTOW,SJTOO,SJTOOW
14/4 SJT,SJTW,SJTO,SJTOW,SJTOO,SJTOOW
12/4 SJT,SJTW,SJTO,SJTOW,SJTOO,SJTOOW

XN520R-E3 (XH520F)

3-Conductor Cord 5-20R

16/3,14/3,12/3,10/3
SJ,SJO,SJOW,SJOO,SJOOW,SJT,SJTW,SJTO,SJTOW,SJTOO,
SJTOOW,S,SO,SOW,SOO,SOOW,ST,STW,STO,STOW,STOO,
STOOW

NEMA L14-30R+5-20R

XRU150

4-Conductor Cord 5-20R

16/4 SJT,SJTW,SJTO,SJTOW,SJTOO,SJTOOW
14/4 SJT,SJTW,SJTO,SJTOW,SJTOO,SJTOOW
12/4 SJT,SJTW,SJTO,SJTOW,SJTOO,SJTOOW

XN520R-B4

4-Conductor Cord 5-20R

16/4 SJT,SJTW,SJTO,SJTOW,SJTOO,SJTOOW
14/4 SJT,SJTW,SJTO,SJTOW,SJTOO,SJTOOW
12/4 SJT,SJTW,SJTO,SJTOW,SJTOO,SJTOOW

NEMA 6-20P



XN620P-A (XH228)

2-POLE 3-WIRE PLUG 6-20P

16/3 SPT-2,SPT-3,SVT,SJT,SJTW,SJTO,SJTOW,SJTOO,SJTOOW,ST,STW,STO,STOW,STOO,STOOW
14/3 SJT,SJTW,SJTO,SJTOW,SJTOO,SJTOOW,ST,STW,STO,STOW,STOO,STOOW3
12/3 SJT,SJTW,SJTO,SJTOW,SJTOO,SJTOOW,ST,STW,STO,STOW,STOO,STOOW



XN620P-B (XH229)

2-POLE 3-WIRE PLUG 6-20P

18/3, 16/3, 14/3,12/3
SJ,SJO,SJOW,SJOO,SJOOW,SJT,SJTW,SJTO,SJTOW,SJTOO,
SJTOOW
S,SO,SOW,SOO,SOOW,ST,STW,STO,STOW,STOO,STOOW

NEMA 7-20P

XN720P-A (XH245)

2-POLE 3-WIRE PLUG 7-20P

18/3, 16/3
SPT-2,SJ,SJO,SJOW,SJOO,SJOOW,SJT,SJTW,SJTO,SJTOW,
SJTOO,SJTOOW,SPT-3,S,SO,SOW,SOO,SOOW,ST,STW,STO
STOW,STOO,STOOW
14/3, 12/3
SJ,SJO,SJOW,SJOO,SJOOW,SJT,SJTW,SJTO,SJTOW,SJTOO,
SJTOOW,S,SO,SOW,SOO,SOOW,ST,STW,STO,STOW,STOO
STOOW,SPT-3

NEMA 14-20P



XN1420P-A (XH243)

3-pole 4-wire Plug 14-20P

14/4,12/4,10/4
SPT-3,SJ,SJO,SJOW,SJOO,SJOOW,SJT,SJTW,SJTO,SJTOW,
SJTOO,SJTOOW,S,SO,SOW,SOO,SOOW,ST,STW,STO,STOW,
STOO,STOOW

NEMA 6-20R

XN620R-A (XH620C)

3-Conductor Cord 6-20R

16/3 SPT-3,SJT,SJTW,SJTO,SJTOW,SJTOO,SJTOOW,SPT-2,ST,STO,
STOO,STW,STOW,STOOW,SJ,SJO,SJOW,SJOO,SJOOW
14/3 SPT-3,SJT,SJTW,SJTO,SJTOW,SJTOO,SJTOOW,ST,STO,STOO,
STW,STOW,STOOW,SJ,SJO,SJOW,SJOO,SJOOW
12/3 SJT,SJTW,SJTO,SJTOW,SJTOO,SJTOOW,SPT-3,ST,STO,STOO,
STW,STOW,STOOW,SJ,SJO,SJOW,SJOO,SJOOW

XN620R-B3 (XH620D)

NEMA 14-20R

XN1420R-A (XH1420R)

3-pole 4-wire Plug 14-20P

14/4,12/4,10/4
SPT-3,SJ,SJO,SJOW,SJOO,SJOOW,SJT,SJTW,SJTO,SJTOW,
SJTOO,SJTOOW,S,SO,SOW,SOO,SOOW,ST,STW,STO,STOW,
STOO,STOOW

NEMA 5-30P

XN530P-A (XH241)

2-pole 3-wire Plug 5-30P

10/3
SJ,SJO,SJOW,SJOO,SJOOW,S,SO,SOW,SOO,SOOW,ST,STW,STO,STOW,STOO,STOOW
8/2+10/1
S,SO,SOW,SOO,SOOW,ST,STW,STO,STOW,STOO,STOOW
SJ,SJO,SJOW,SJOO,SJOOW

NEMA 5-30R

XN530R-A (XH530C)

2-pole 3-wire 5-30R

12/3 SJT, SJTW, SJTO, SJTOW, SJTOO, SJTOOW, ST, STW, STO, STOW, STOO, STOOW, SJ, SJO, SJOW, SJOO, SJOOW, S, SO, SOW, SOO, SOOW
8/3 ST, STW, STO, STOW, STOO, STOOW, S, SO, SOW, SOO, SOOW

30A

NEMA 6-30P



(1)

XN630P-A (XH209)

2-pole 3-wire Plug 6-30P

14/3, 12/3, 10/3
SPT-3, S, SO, SOW, SOO, SOOW, SJ, SJO, SJOW, SJOO, SJOOW, SJT, SJTW, SJTO, SJTOW, SJTOO, SJTOOW, ST, STW, STO, STOW, STOO, STOOW, SJW, SW

(3)

(2)

XN630P-A (XH209)

NEMA 6-30R

(1) (2)

XN630R-A (XH630C)

2-pole 3-wire 6-30R

14/3, 12/3, 10/3
SPT-3, S, SO, SOW, SOO, SOOW, SJ, SJO, SJOW, SJOO, SJOOW, SJT, SJTW, SJTO, SJTOW, SJTOO, SJTOOW, ST, STW, STO, STOW, STOO, STOOW, SJW, SW

NEMA 10-30P

XN1030P-A (XH205)

3-pole 3-wire Plug 10-30P

14,12,10/3
SJT, SJTW, SJTO, SJTOW, SJTOO, SJTOOW, ST, STW, STO, STOW, STOO, STOOW, SJ, SJO, SJOW, SJOO, SJOOW, S, SO, SOW, SOO, SOOW
8/3 ST, STW, STO, STOW, STOO, STOOW, S, SO, SOW, SOO, SOOW



XN1030P-B (XH236)

3-pole 3-wire Plug 10-30P

10/3 SRDT
8/2+10/1 SRDT

NEMA 10-30R

(1)



(2)

XN1030R-A (XH1030C)

3-pole 3-wire 10-30R

14,12,10/3
SJT, SJTW, SJTO, SJTOW, SJTOO, SJTOOW, ST, STW, STO, STOW, STOO, STOOW, SJ, SJO, SJOW, SJOO, SJOOW, S, SO, SOW, SOO, SOOW
8/3 ST, STW, STO, STOW, STOO, STOOW, S, SO, SOW, SOO, SOOW

NEMA 11-30P

XN1130P-A (XH1130P)

2-POLE2-WIRE PLUG 1-15P

12/4 SJT, SJTW, SJTO, SJTOW, SJTOO, SJTOOW

NEMA 14-30P



XN1430P-A (XH207)

3-pole 4-wire Plug 14-30P

10/4 SRDT/DRT
8/2+10/2 SRDT/DRT

XN1430P-B (XH238)

3-pole 4-wire Plug 14-30P

10/4 DRT(++)
8/2+10/2 DRT(++)
8/4 RT(++)
6/2+8/2 DRT(++)
6/4 DRT(++)

30A

NEMA 14-30R

XN1430R-A (XH1430C)

3-pole 4-wire 14-30R

10,8, 6/4 ,8/2+10/2,6/2+8/2
SDRTDRT

NEMA 15-30P

XN1530P-A (XH1530)

3-pole 4-wire Plug 15-30P

14,12,10/3
SJT,SJTW, SJTO,SJTOW, SJTOO,SJTOOW, ST, STW,STO, STOW, STOO, STOOW,SJ, SJO, SJOW, SJOO, SJOOW, S, SO,SOW, SOO, SOOW
8/3 ST, STW,STO, STOW,STOO, STOOW,S, SO, SOW, SOO, SOOW

NEMA TT-30

(1)

(2)

(3)

XNTT30P-A (XH234)

2-pole 3-wire Plug TT-30P

10/3 SOW,SOOW,STW,STOW,STOOW

NEMA TT-30R

(1)

(2)

XNTT30R-A (XH307)

2-pole 3-wire TT-30R

12/3,10/3
SOW,SOOW,STW,STOW,STOOW

NEMA 5-50P

XN550P-A (XH242)

2-pole 3-wire Plug 5-50P

14/3,12/3,10/3
SPT-3,SJ,SJO,SJOW,SJOO,SJOOW,SJT,SJTW,SJTO,
SJTOW, SJTOO,SJTOOW,S,SO,SOW,SOO,SOOW,ST,STW,STO,
STOW,STOO,STOOW
8/2+10/1
S,SO,SOW,SOO,SOOW,ST,STW,STO,STOW,STOO,STOOW

NEMA 5-50R

XN550R-A (XH550C)

2-pole 3-wire 5-50R

10/3 SJT, SJTW,SJTO, SJTOW,SJTOO, SJTOOW,ST,STW, STO,
STOW, STOO,STOOW, SJ,SJO, SJOW,SJOO, SJOOW,S, SO,
SOW, SOO,SOOW
8/3 ST, STW,STO, STOW,STOO, STOOW,S, SO, SOW, SOO, SOOW

50A

NEMA 6-50P

XN650P-A (XH210)

2-pole 3-wire Plug 6-50P

6/2+8/1 ST,STW,STO,STOW,STOO,STOOW
12/3,10/3
SPT-3,SJ,SJO,SJOW,SJOO,SJOOW,SJT,SJTW,SJTO,SJTOW,
SJTOO,SJTOOW,S,SO,SOW,SOO,SOOW,ST,STW,STO,STOW,
STOO,STOOW
8/2+10/1
S,SO,SOW,SOO,SOOW,ST,STW,STO,STOW,STOO,STOOW,SPT-3,SJ
SJO,SJOW,SJOO,SJOOW,SJT,SJTW,SJTO,SJTOW,SJTOO,SJTOOW



XN650P-B (XH235)

2-pole 3-wire Plug 6-50P

14/3,12/3,10/3
SPT-3,SJ,SJO,SJOW,SJOO,SJOOW,SJT,SJTW,SJTO,SJTOW,
SJTOO,SJTOOW,S,SO,SOW,SOO,SOOW,ST,STW,STO,STOW,
STOO,STOOW,SJW,SW
8/2+10/1
S,SO,SOW,SOO,SOOW,ST,STW,STO,STOW,STOO,STOOW,SW

NEMA 6-50R

XN650R-A (XH240)

2-pole 3-wire 6-50R

14,12,10/3
SJT,SJTW, SJTO,SJTOW, SJTOO,SJTOOW, ST, STW,STO,STOW,
STOO, STOOW,SJ, SJO, SJOW, SJOO, SJOOW, S, SO,SOW, SOO,
SOOW
8/2+10/1
ST,STW, STO,STOW, STOO,STOOW, S,SO, SOW,SOO, SOOW

NEMA 7-50P

XN750P-A (XH750P)

2-pole 3-wire Plug 7-50P

10/3 SJT, SJTW,SJTO, SJTOW,SJTOO, SJTOOW,ST,STW, STO,
STOW, STOO,STOOW, SJ,SJO, SJOW,SJOO, SJOOW,S, SO,
SOW, SOO,SOOW
8,6/3 ST, STW,STO, STOW,STOO, STOOW,S, SO, SOW, SOO, SOOW

NEMA 10-50P



XN1050P-A (XH206)

3-pole 3-wire Plug 10-50P

8/2+10/1 SRDT
6/2+8/1 SRDT

XN1050P-B (XH237)

3-pole 3-wire Plug 10-50P

8/3 ST,STW,STO,STOW,STOO,STOOW
6/3 ST,STW,STO,STOW,STOO,STOOW

NEMA 10-50R

XN1050R-A (XH1050C)

3-pole 3-wire 7-50R

8,6/3 ST, STW,STO, STOW,STOO, STOOW,S, SO, SOW, SOO, SOOW

NEMA 11-50P

XN1150P-A (XH1150P)

3-pole 3-wire Plug 11-50P

10/3 SJT, SJTW, SJTO, SJTOW, SJTOO, SJTOOW, ST, STW, STO, STOW, STOO, STOOW, SJ, SJO, SJOW, SJOO, SJOOW, S, SO, SOW, SOO, SOOW
8,6/3 ST, STW, STO, STOW, STOO, STOOW, S, SO, SOW, SOO, SOOW

NEMA 14-50R

(1)

(2)

XN1450R-A (XH308)

4-Conductor Cord 14-50R

8/2+10/2、10/4, 6/2+8/2, 6/3+8/1
SJ、SJO、SJOW、SJOO、SJOOW、SJT、SJTW、SJTO、SJTOW、SJTOO
SJTOOW、S、SO、SOW、SOO、SOOW、ST、STW、STO、STOW、STOO、STOOW

50A

NEMA 14-50P



XN1450P-A (XH208)

3-pole 4-wire Plug 14-50P

8/2+10/2 DRT(++)
8/4 DRT(++)
6/2+8/2 DRT(++)
6/4 DRT(++)
8/2+10/2 ST,STW,STO,STOW,STOO,STOOW
6/3+8/1 ST,STW,STO,STOW,STOO,STOOW
6/4 STSTW,STO,STOW,STOO,STOOW

(1)



(2)

XN1450P-B (XH239)

3-pole 4-wire Plug 14-50P

8/2+10/2 SRDT/DRT(++)
6/2+8/2 SRDT/DRT(++)

NEMA 15-50P



(1)

(2)

XN1550P-A (XH211)

3-pole 4-wire Plug 15-50P

6/3+8/1 ST,STW,STO,STOW,STOO,STOOW

NEMA 15-50R

XN1550R-A (XH1550C)

3-pole 4-wire 11-50R

8/4 SRDT DRT
6/3+8/1 ST, STW, STO, STOW, STOO, STOOW
6/4 SRDT DRT ,ST, STW, STO, STOW, STOO, STOOW

NEMA L5-15P

(1)

(2)

(3)

XL515P-A (XH515P-A)

3-Conductor-Locking Cord L5-15P

18,16,14,12
SJ,SJO,SJOW,SJOO,SJOOW,SJT,SJTW,SJTO.SJTOW.
SJTOO,SJTOOW,S,SO,SOW,SOO,SOOW,ST,STW,
STO,STOW,STOO,STOOW

NEMA L5-15R

(1)



(2)

XL515R-A (XH515R-A)

3-Conductor-Locking Cord L5-15R

16,14,12
SJ,SJO,SJOW,SJOO,SJOOW,SJT,SJTW,SJTO.SJTOW.
SJTOO,SJTOOW,S,SO,SOW,SOO,SOOW,ST,STW,
STO,STOW,STOO,STOOW

NEMA L6-15P



(1)

(2)

XL615P-A (XH615P-A)

3-Conductor-Locking Cord L6-15P

18,16,14,12
SJ,SJO,SJOW,SJOO,SJOOW,SJT,SJTW,SJTO.SJTOW.
SJTOO,SJTOOW,S,SO,SOW,SOO,SOOW,ST,STW,
STO,STOW,STOO,STOOW

NEMA 6-15R

XL615R-A (XH114)

3-Conductor-Locking Cord L6-15R

16,14,12
SJ,SJO,SJOW,SJOO,SJOOW,SJT,SJTW,SJTO.SJTOW.
SJTOO,SJTOOW,S,SO,SOW,SOO,SOOW,ST,STW,
STO,STOW,STOO,STOOW

NEMA L7-15P



(1)

(2)

XL715P-A (XH715P-A)

3-Conductor-Locking Cord L7-15P

18,16,14,12
SJ,SJO,SJOW,SJOO,SJOOW,SJT,SJTW,SJTO.SJTOW.
SJTOO,SJTOOW,S,SO,SOW,SOO,SOOW,ST,STW,
STO,STOW,STOO,STOOW

NEMA L7-15R

XL715R-A (XH110)

3-Conductor-Locking Cord L7-15R

18 SJT,SJTW,SJTO,SJTOW,SJTOO,SJTOOW,ST,STW,STO,STOW
STOO,STOOW,SJ,SJO,SJOW,SJOO,SJOOW,S,SO,SOW,SOO
SOOW
16,14,12
SJ,SJO,SJOW,SJOO,SJOOW,SJT,SJTW,SJTO.SJTOW,SJTOO
SJTOOW,S,SO,SOW,SOO,SOOW,ST,STW,STO,STOW,STOO
STOOW

NEMA L5-20P



XL520P-A (XH520P-A)

3-Conductor-Locking Cord L5-20P

18,16,14,12
SJ,SJO,SJOW,SJOO,SJOOW,SJT,SJTW,SJTO,SJTOW,SJTOO,SJTOOW,
S,SO,SOW,SOO,SOOW,ST,STW,STO,STOW,STOO,STOOW
10 SJ,SJO,SJOW,SJOO,SJOOW,SJT,SJTW,SJTO,SJTOW,SJTOO,SJTOOW,
S,SO,SOW,SOO,SOOW,ST,STW,STO,STOW,STOO,STOOW

NEMA L5-20R

XL520R-A (XH520R-A)

3-Conductor-Locking Cord L5-20R

16,14,12
SJ,SJO,SJOW,SJOO,SJOOW,SJT,SJTW,SJTO.SJTOW.
SJTOO,SJTOOW,S,SO,SOW,SOO,SOOW,ST,STW,
STO,STOW,STOO,STOOW



NEMA L6-20P



XL620P-A (XH620P-A)

3-Conductor-Locking Cord L6-20P

18,16,14,12
SJ,SJO,SJOW,SJOO,SJOOW,SJT,SJTW,SJTO,SJTOW,SJTOO,SJTOOW,
S,SO,SOW,SOO,SOOW,ST,STW,STO,STOW,STOO,STOOW

NEMA L6-20R



XL620R-A (XH620R-A)

3-Conductor-Locking Cord L6-20R

16,14,12
SJ,SJO,SJOW,SJOO,SJOOW,SJT,SJTW,SJTO.SJTOW,SJTOO,
SJTOOW,S,SO,SOW,SOO,SOOW,ST,STW,STO,STOW,STOO,
STOOW

NEMA L7-20P

XL720P-A (XH109)

3-Conductor-Locking Cord L7-20P

18,16,14,12
SJ,SJO,SJOW,SJOO,SJOOW,SJT,SJTW,SJTO.SJTOW.
SJTOO,SJTOOW,S,SO,SOW,SOO,SOOW,ST,STW,
STO,STOW,STOO,STOOW,SJW,SW

XL720P-A (XH109-1)

NEMA L7-20R

XL720R-A

3-Conductor-Locking Cord L7-20R

18,16,14,12
SJ,SJO,SJOW,SJOO,SJOOW,SJT,SJTW,SJTO.SJTOW.
SJTOO,SJTOOW,S,SO,SOW,SOO,SOOW,ST,STW,
STO,STOW,STOO,STOOW,SJW,SW

NEMA L8-20P



XL820P-A (XH107-1)

3-Conductor-Locking Cord L8-20P

18,16,14,12
SJ,SJO,SJOW,SJOO,SJOOW,SJT,SJTW,SJTO.SJTOW.
SJTOO,SJTOOW,S,SO,SOW,SOO,SOOW,ST,STW,
STO,STOW,STOO,STOOW,SJW,SW

NEMA L8-20R

XL820R-A (XH112)

3-Conductor-Locking Cord L8-20R

16,14,12
SJ,SJO,SJOW,SJOO,SJOOW,SJT,SJTW,SJTO.SJTOW.
SJTOO,SJTOOW,S,SO,SOW,SOO,SOOW,ST,STW,
STO,STOW,STOO,STOOW

美国标准带锁系列
AMERICA INTER LOCKING SERIES

NEMA L14-20P



XL1420P-A (XH101)

4-Conductor-Locking Cord L14-20P

14,12
SJ,SJO,SJOW,SJOO,SJOOW,SJT,SJTW,SJTO.SJTOW.SJTOO
SJTOOW,S,SO,SOW,SOO,SOOW,ST,STW,STO,STOW,STOO
STOOW,SJW,SE,SEW,SEO,SEOW,SEOO,SEOOW

NEMA L L14-20R



XL1420R-A (XH102)

4-Conductor-Locking Cord L14-20R

14,12
SJ,SJO,SJOW,SJOO,SJOOW,SJE,SJEW,SJEO,SJEOW,
SJEOO,SJEOOW,SJT,SJTW,SJTO,SJTOW,SJTOO,SJTOOW,
S,SO,SOW,SOO,SOOW,SE,SEW,SEO,SEOW,SEOO,
SEOOW,ST,STW,STO,STOW,STOO,STOOW,SJW

L-20A

NEMA L16-20P

XL1620P-A

4-Conductor-Locking Cord L16-20P

14,12/4
SJ,SJO,SJOW,SJOO,SJOOW,SJE,SJEW,SJEO,SJEOW,SJEOO,
SJEOOW,SJT,SJTW,SJTO,SJTOW,SJTOO,SJTOOW,S,SO,SOW,
SOO,SOOW,SE,SEW,SEO,SEOW,SEOO,SEOOW,ST.STW,STO,
STOW,STOO,STOOW,SJW

NEMA L15-20P

XL1520P-A (XH1520P-A)

4-Conductor-Locking Cord L15-20P

16,14,12,10
SJ,SJO,SJOW,SJOO,SJOOW,SJT,SJTW,SJTO.SJTOW.
SJTOO,SJTOOW,S,SO,SOW,SOO,SOOW,ST,STW,
STO,STOW,STOO,STOOW

NEMA L15-20R

XL1520R-A (XH1520R-A)

4-Conductor-Locking Cord L15-20R

18,16,14,12
SJ,SJO,SJOW,SJOO,SJOOW,SJT,SJTW,SJTO.SJTOW.
SJTOO,SJTOOW,S,SO,SOW,SOO,SOOW,ST,STW,
STO,STOW,STOO,STOOW

NEMA L21-20P

XL2120P-A (XH2120P-A)

5-conductor-Locking cord L21-20P

16,14,12,10
SJ,SJO,SJOW,SJOO,SJOOW,SJT,SJTW,SJTO.SJTOW.
SJTOO,SJTOOW,S,SO,SOW,SOO,SOOW,ST,STW,
STO,STOW,STOO,STOOW

NEMA L21-20R

XL2120R-A (XH2120R-A)

5-conductor-Locking cord L21-20P

16,14,12,10/5
SJ,SJO,SJOW,SJOO,SJOOW,SJT,SJTW,SJTO.SJTOW.SJTOO,
SJTOOW,S,SO,SOW,SOO,SOOW,ST,STW,STO,STOW,STOO,
STOOW

NEMA L22-20P

XL2220P-A (XH2220P-A)

5-conductor-Locking cord L22-20P

18,16,14,12/5
SJT,SJTW, SJTO,SJTOW, SJTOO,SJTOOW, ST, STW,STO,
STOW, STOO,STOOW, SJ,SJO, SJOW,SJOO, SJOOW,S, SO,
SOW, SOO,SOOW

NEMA L23-20P

XL2320P-A (XH2320P-A)

5-conductor-Locking cord L23-20P

18,16,14,12/5
SJT,SJTW, SJTO,SJTOW, SJTOO,SJTOOW, ST, STW,STO,
STOW, STOO,STOOW, SJ,SJO, SJOW,SJOO, SJOOW,S, SO,
SOW, SOO,SOOW

NEMA L24-20P



(XH108) (XH108-1)

XL2420P-A

3-Conductor-Locking Cord L24-20P

18,16,14,12
SJT,SJTW,SJTO.SJTOW,SJTOO,SJTOOW,ST,STW
STO,STOW,STOO,STOOW

NEMA L5-30P



XL530P-A (XH105)

3-Conductor-Locking Cord L5-30P

14,12,10
SJ,SJO,SJOW,SJOO,SJOOW,SJT,SJTW,SJTO.SJTOW.
SJTOO,SJTOOW,S,SO,SOW,SOO,SOOW,ST,STW,
STO,STOW,STOO,STOOW,SJW,SW,AWMstyle22094

XH105-1

3-Conductor-Locking Cord L5-30P

12,10
SJ,SJO,SJOW,SJOO,SJOOW,SJT,SJTW,SJTO.SJTOW.
SJTOO,SJTOOW,S,SO,SOW,SOO,SOOW,ST,STW,
STO,STOW,STOO,STOOW,SJW

L-30A

NEMA L5-30R

XL530R-A (XH530R-A)

3-Conductor-Locking Cord L5-30R

16,14,12
SJ,SJO,SJOW,SJOO,SJOOW,SJT,SJTW,SJTO.SJTOW.
SJTOO,SJTOOW,S,SO,SOW,SOO,SOOW,ST,STW,
STO,STOW,STOO,STOOW

XL30C

XH530P-B

3-Conductor-Locking Cord L5-30P

12,10/3
SJTW,SJTOW,SJTOOW,STW,STOW,STOOW,SOW,SOOW,SJEOW,
SEOW, SJEOOW

NEMA 5-30R

XH530R-B

3-Conductor-Locking Cord L5-30R

12,10/3
SJTW,SJTOW,SJTOOW,STW,STOW,STOOW,SOW,SOOW,
SJEOW, SEOW, SJEOOW

NEMA L6-30P



XL630P-A (XH106)

3-Conductor-Locking Cord L6-30P

14,12,10
SJ,SJO,SJOW,SJOO,SJOOW,SJT,SJTW,SJTO.SJTOW.
SJTOO,SJTOOW,S,SO,SOW,SOO,SOOW,ST,STW,
STO,STOW,STOO,STOOW,SJW,SW

NEMA L6-30R

XL630R-A (XH630R-A)

3-Conductor-Locking Cord L6-30R

16,14,12
SJ,SJO,SJOW,SJOO,SJOOW,SJT,SJTW,SJTO.SJTOW.
SJTOO,SJTOOW,S,SO,SOW,SOO,SOOW,ST,STW,
STO,STOW,STOO,STOOW

XL30C

XH630P-B

3-Conductor-Locking Cord L6-30P

12,10/3
SJTW,SJTOW,SJTOOW,STW,STOW,STOOW,SOW,SOOW,SJEOW,
SEOW, SJEOOW

NEMA L6-30R

XH630R-B

3-Conductor-Locking Cord L6-30R

12,10/3
SJTW,SJTOW,SJTOOW,STW,STOW,STOOW,SOW,SOOW,
SJEOW, SEOW, SJEOOW

NEMA L7-30P

XL730P-A (XH730P-A)

3-Conductor-Locking Cord L7-30P

14,12,10
SJ,SJO,SJOW,SJOO,SJOOW,SJT,SJTW,SJTO.SJTOW.
SJTOO,SJTOOW,S,SO,SOW,SOO,SOOW,ST,STW,
STO,STOW,STOO,STOOW,SJW,SW,AWMstyle22094

NEMA L7-30R

XL730R-A (XH730R-A)

3-Conductor-Locking Cord L7-30R

14,12,10
SJ,SJO,SJOW,SJOO,SJOOW,SJT,SJTW,SJTO.SJTOW.
SJTOO,SJTOOW,S,SO,SOW,SOO,SOOW,ST,STW,
STO,STOW,STOO,STOOW,SJW,SW,AWMstyle22094



NEMA L8-30P

XL830P-A (XH830P-A)

3-Conductor-Locking Cord L8-30P

14,12,10
SJ,SJO,SJOW,SJOO,SJOOW,SJT,SJTW,SJTO.SJTOW.
SJTOO,SJTOOW,S,SO,SOW,SOO,SOOW,ST,STW,
STO,STOW,STOO,STOOW,SJW,SW,AWMstyle22094

NEMA L8-30R

XL830R-A (XH830R-A)

3-Conductor-Locking Cord L8-30R

14,12,10
SJ,SJO,SJOW,SJOO,SJOOW,SJT,SJTW,SJTO.SJTOW.
SJTOO,SJTOOW,S,SO,SOW,SOO,SOOW,ST,STW,
STO,STOW,STOO,STOOW,SJW,SW,AWMstyle22094

NEMA L14-30P

(1)

(2)

(3)

XL1430P-A (XH103)

4-Conductor-Locking Cord L14-30P

12,10
SJ,SJO,SJOW,SJOO,SJOOW,SJT,SJTW,SJTO.SJTOW,SJTOO,
SJTOOW,S,SO,SOW,SOO,SOOW,ST,STW,STO,STOW,STOO
STOOW,SJW,SE,SEW,SEO,SEOW,SEOO,SEOOW,AWMstyle22094

NEMA L4-30R

(1)

(2)

XL1430R-A (XH104)

4-Conductor-Locking Cord L14-30R

14,12 SJW
12,10
SJ,SJO,SJOW,SJOO,SJOOW,SJE,SJEW,SJEO,SJEOW,
SJEOO,SJEOOW,SJT,SJTW,SJTO,SJTOW,SJTOO,SJTOOW,
S,SO,SOW,SOO,SOOW,SE,SEW,SEO,SEOW,SEOO,
SEOOW,STSTW,STO,STOW,STOO,STOOW

美国标准带锁系列

AMERICA INTER LOCKING SERIES

NEMA L15-30P

XL1530P-A (XH1530P-A)

4-Conductor-Locking Cord L15-30P

12,10
SJ,SJO,SJOW,SJOO,SJOOW,SJTSJTW,SJTO.SJTOW.
SJTOO,SJTOOW,S,SO,SOW,SOO,SOOWST,STW,
STO,STOW,STOO,STOOW

NEMA L15-30R

XL1530R-A (XH1530R-A)

4-Conductor-Locking Cord L15-30R

12,10/4
SJ,SJO,SJOW,SJOO,SJOOW,SJTSJTW,SJTO.SJTOW.
SJTOO,SJTOOW,S,SO,SOW,SOO,SOOWST,STW,STO,
STOW,STOO,STOOW

L-30A

NEMA L16-30P

XL1630P-A

4-Conductor-Locking Cord L16-30P

12,10/4
SJ,SJO,SJOW,SJOO,SJOOW,SJTSJTW,SJTO.SJTOW.
SJTOO,SJTOOW,S,SO,SOW,SOO,SOOWST,STW,STO,
STOW,STOO,STOOW

NEMA L18-30P

XL1830P-A (XH1830P-A)

4-Conductor-Locking Cord L18-30P

14,12,10/4
SJ,SJO,SJOW,SJOO,SJOOW,SJTSJTW,SJTO.SJTOW.SJTOO,
SJTOOW,S,SO,SOW,SOO,SOOWST,STW,STO,STOW,STOO,STOOW

NEMA L19-30P

XL1930P-A (XH1930P-A)

4-Conductor-Locking Cord L19-30P

14,12,10/4
SJ,SJO,SJOW,SJOO,SJOOW,SJTSJTW,SJTO.SJTOW.SJTOO,
SJTOOW,S,SO,SOW,SOO,SOOWST,STW,STO,STOW,STOO,STOOW

NEMA L20-30P

XL2030P-A (XH2030P-A)

4-Conductor-Locking Cord L20-30P

14,12,10/4
SJ,SJO,SJOW,SJOO,SJOOW,SJTSJTW,SJTO.SJTOW.SJTOO,
SJTOOW,S,SO,SOW,SOO,SOOWST,STW,STO,STOW,STOO,STOOW

NEMA L21-30P

XL2130P-A (XH2130P-A)

5-conductor-Locking cord L21-30P

12,10
SJ,SJO,SJOW,SJOO,SJOOW,SJTSJTW,SJTO.SJTOW.
SJTOO,SJTOOW,S,SO,SOW,SOO,SOOWST,STW,
STO,STOW,STOO,STOOW

NEMA L21-30R

XL2130R-A (XH2130R-A)

5-Conductor-Locking Cord L21-30R

14,12,10/4
SJ,SJO,SJOW,SJOO,SJOOW,SJTSJTW,SJTO.SJTOW.SJTOO,
SJTOOW,S,SO,SOW,SOO,SOOWST,STW,STO,STOW,STOO,
STOOW

NEMA L22-30P

XL2230P-A (XH2230P-A)

5-Conductor-Locking Cord L22-30P

14,12,10/4
SJ,SJO,SJOW,SJOO,SJOOW,SJTSJTW,SJTO.SJTOW.SJTOO,
SJTOOW,S,SO,SOW,SOO,SOOWST,STW,STO,STOW,STOO,STOOW

NEMA L23-30P

XL2330P-A (XH2330P-A)

5-Conductor-Locking Cord L23-30P

14,12,10/4
SJ,SJO,SJOW,SJOO,SJOOW,SJTSJTW,SJTO.SJTOW.SJTOO,
SJTOOW,S,SO,SOW,SOO,SOOWST,STW,STO,STOW,STOO,STOOW

美国标准带锁系列
AMERICA INTERLOCKING SERIES

NEMA SS1-50P

XLS150P-A (XH350P-A)

3-Conductor-Locking Cord SS1-50P

6/2+8/1,3/6
SJTW,SJTOW,SJTOOW,STW,STOW,STOOW,SOW,SOOW,SJEOW,
SEOW, SJEOOW

NEMA SS1-50R

XLS150R-A (XH350R-A)

3-Conductor-Locking Cord SS1-50R

6/2+8/1,3/6
SJTW,SJTOW,SJTOOW,STW,STOW,STOOW,SOW,SOOW,
SJEOW, SEOW SJEOOW

L-50A

XLS50C

NEMA SS2-50P

XLS250P-A (XH450P-A)

4-Conductor-Locking Cord SS2-50P

6/3+8/1,4/6
SJTW,SJTOW,SJTOOW,STW,STOW,STOOW,SOW,SOOW,SJEOW,
SEOW, SJEOOW

NEMA SS2-50R

XLS250R-A (XH450R-A)

4-Conductor-Locking Cord SS2-50R

6/3+8/1,4/6
SJTW,SJTOW,SJTOOW,STW,STOW,STOOW,SOW,SOOW,
SJEOW, SEOW SJEOOW

美国插头系列
AMERICA PLUG SERIES



XIP-A (XM01)

18/3, 16/3
SJT,SJTW,SJTO, SJTOW,SJTOO, SJTOOW,ST, STW, STO, STOW
STOO, STOOW,SJ, SJO, SJOW,SJOO, SJOOW, S,SO, SOW, SOO
SOOW, SPT3, SPT-2, HSJ, HSJO, HSJOO,HSJOW, HSJOOW, 1015
14/3, 12/3
SJT,SJTW,SJTO, SJTOW,SJTOO, SJTOOW,ST, STW, STO, STOW
STOO, STOOW,SJ, SJO, SJOW,SJOO, SJOOW, S,SO, SOW, SOO
SOOW, SPT3, HSJ, HSJO,HSJOO, HSJOW,HSJOOW, 1015
10/3
SJT,SJTW,SJTO, SJTOW,SJTOO, SJTOOW,ST, STW, STO, STOW
STOO, STOOW,SJ, SJO, SJOW,SJOO, SJOOW, S,SO, SOW, SOO
SOOW, SPT3, 1015



XIR-A (XM-02)

18/3, 16/3
SJT,SJTW,SJTO, SJTOW,SJTOO, SJTOOW,ST, STW, STO, STOW
STOO, STOOW,SJ, SJO, SJOW,SJOO, SJOOW, S,SO, SOW, SOO
SOOW, SPT3, SPT-2,HSJ, HSJO, HSJOO,HSJOW, HSJOOW, 1015
14/3, 12/3
SJT,SJTW,SJTO, SJTOW,SJTOO, SJTOOW,ST, STW, STO, STOW
STOO, STOOW,SJ, SJO, SJOW,SJOO, SJOOW, S,SO, SOW, SOO
SOOW, SPT3, HSJ, HSJO,HSJOO, HSJOW,HSJOOW, 1015
10/3
SJT,SJTW,SJTO, SJTOW,SJTOO, SJTOOW,ST, STW, STO, STOW
STOO, STOOW,SJ, SJO, SJOW,SJOO, SJOOW, S,SO, SOW, SOO
SOOW, SPT3, 1015

18/3, 16/3
SJT,SJTW,SJTO, SJTOW,SJTOO, SJTOOW,ST, STW, STO, STOW
STOO, STOOW,SJ, SJO, SJOW,SJOO, SJOOW, S,SO, SOW, SOO
SOOW, SPT3, SPT-2,HSJ, HSJO, HSJOO,HSJOW, HSJOOW, 1015
14/3, 12/3
SJT,SJTW,SJTO, SJTOW,SJTOO, SJTOOW,ST, STW, STO, STOW
STOO, STOOW,SJ, SJO, SJOW,SJOO, SJOOW, S,SO, SOW, SOO
SOOW, SPT3, HSJ, HSJO,HSJOO, HSJOW,HSJOOW, 1015
10/3
SJT,SJTW,SJTO, SJTOW,SJTOO, SJTOOW,ST, STW, STO, STOW
STOO, STOOW,SJ, SJO, SJOW,SJOO, SJOOW, S,SO, SOW, SOO
SOOW, SPT3, 1015

XIP-B (XM03)

XIR-B (XM04)

18/3, 16/3
SJT,SJTW,SJTO, SJTOW,SJTOO, SJTOOW,ST, STW, STO, STOW
STOO, STOOW,SJ, SJO, SJOW,SJOO, SJOOW, S,SO, SOW, SOO
SOOW, SPT3, SPT-2,HSJ, HSJO, HSJOO,HSJOW, HSJOOW, 1015
14/3, 12/3
SJT,SJTW,SJTO, SJTOW,SJTOO, SJTOOW,ST, STW, STO, STOW
STOO, STOOW,SJ, SJO, SJOW,SJOO, SJOOW, S,SO, SOW, SOO
SOOW, SPT3, HSJ, HSJO,HSJOO, HSJOW,HSJOOW, 1015
10/3
SJT,SJTW,SJTO, SJTOW,SJTOO, SJTOOW,ST, STW, STO, STOW
STOO, STOOW,SJ, SJO, SJOW,SJOO, SJOOW, S,SO, SOW, SOO
SOOW, SPT3, 1015

XIR-B2 (XM-04/R2)

18/3, 16/3
SJT,SJTW,SJTO, SJTOW,SJTOO, SJTOOW,ST, STW, STO, STOW
STOO, STOOW,SJ, SJO, SJOW,SJOO, SJOOW, S,SO, SOW, SOO
SOOW, SPT3, SPT-2,HSJ, HSJO, HSJOO,HSJOW, HSJOOW, 1015
14/3, 12/3
SJT,SJTW,SJTO, SJTOW,SJTOO, SJTOOW,ST, STW, STO, STOW
STOO, STOOW,SJ, SJO, SJOW,SJOO, SJOOW, S,SO, SOW, SOO
SOOW, SPT3, HSJ, HSJO,HSJOO, HSJOW,HSJOOW, 1015
10/3
SJT,SJTW,SJTO, SJTOW,SJTOO, SJTOOW,ST, STW, STO, STOW
STOO, STOOW,SJ, SJO, SJOW,SJOO, SJOOW, S,SO, SOW, SOO
SOOW, SPT3, 1015

XIR-C (XM06)

18/4, 16/4
SJT,SJTW,SJTO, SJTOW,SJTOO, SJTOOW,ST, STW, STO, STOW
STOO, STOOW,SJ, SJO, SJOW,SJOO, SJOOW, S,SO, SOW, SOO
SOOW, SPT3, SPT-2,HSJ, HSJO, HSJOO,HSJOW, HSJOOW, 1015
14/4, 12/4
SJT,SJTW,SJTO, SJTOW,SJTOO, SJTOOW,ST, STW, STO, STOW
STOO, STOOW,SJ, SJO, SJOW,SJOO, SJOOW, S,SO, SOW, SOO
SOOW, SPT3, HSJ, HSJO,HSJOO, HSJOW,HSJOOW, 1015
10/4
SJT,SJTW,SJTO, SJTOW,SJTOO, SJTOOW,ST, STW, STO, STOW
STOO, STOOW,SJ, SJO, SJOW,SJOO, SJOOW, S,SO, SOW, SOO
SOOW, SPT3, 1015



XIR-D (XM08)

18/3, 16/3
SJT,SJTW,SJTO, SJTOW,SJTOO, SJTOOW,ST, STW, STO, STOW
STOO, STOOW,SJ, SJO, SJOW,SJOO, SJOOW, S,SO, SOW, SOO
SOOW, SPT3, SPT-2,HSJ, HSJO, HSJOO,HSJOW, HSJOOW, 1015
14/3, 12/3
SJT,SJTW,SJTO, SJTOW,SJTOO, SJTOOW,ST, STW, STO, STOW
STOO, STOOW,SJ, SJO, SJOW,SJOO, SJOOW, S,SO, SOW, SOO
SOOW, SPT3, HSJ, HSJO,HSJOO, HSJOW,HSJOOW, 1015
10/3
SJT,SJTW,SJTO, SJTOW,SJTOO, SJTOOW,ST, STW, STO, STOW
STOO, STOOW,SJ, SJO, SJOW,SJOO, SJOOW, S,SO, SOW, SOO
SOOW, SPT3, 1015



XIP-C (XM09)

18/4, 16/4
SJT,SJTW,SJTO, SJTOW,SJTOO, SJTOOW,ST, STW, STO, STOW
STOO, STOOW,SJ, SJO, SJOW,SJOO, SJOOW, S,SO, SOW, SOO
SOOW, HSJ,HSJO, HSJOO, HSJOW, HSJOOW, 1015
14/4, 12/4
SJT,SJTW,SJTO, SJTOW,SJTOO, SJTOOW,ST, STW, STO, STOW
STOO, STOOW,SJ, SJO, SJOW,SJOO, SJOOW, S,SO, SOW, SOO
SOOW, HSJ,HSJO, HSJOO, HSJOW, HSJOOW, 1015
10/4
SJT,SJTW,SJTO, SJTOW,SJTOO, SJTOOW,ST, STW, STO, STOW
STOO, STOOW,SJ, SJO, SJOW,SJOO, SJOOW, S,SO, SOW, SOO
SOOW, 1015

XIP-E (XM10)

18/4, 16/4
SJT,SJTW,SJTO, SJTOW,SJTOO, SJTOOW,ST, STW, STO, STOW
STOO, STOOW,SJ, SJO, SJOW,SJOO, SJOOW, S,SO, SOW, SOO
SOOW, HSJ,HSJO, HSJOO, HSJOW, HSJOOW, 1015
14/4, 12/4
SJT,SJTW,SJTO, SJTOW,SJTOO, SJTOOW,ST, STW, STO, STOW
STOO, STOOW,SJ, SJO, SJOW,SJOO, SJOOW, S,SO, SOW, SOO
SOOW, HSJ,HSJO, HSJOO, HSJOW, HSJOOW, 1015
10/4
SJT,SJTW,SJTO, SJTOW,SJTOO, SJTOOW,ST, STW, STO, STOW
STOO, STOOW,SJ, SJO, SJOW,SJOO, SJOOW, S,SO, SOW, SOO
SOOW, 1015

Manufactured by
VOSORON®

分支器系列
Y ADAPTER CABLES SERIES

XA04

XA06

XA07

XA09

XA03

XH01-CT-XXX

XH03-CT-XXX

XH-CT-XXX

XH-CT-XXX

XH-01L

XA05

XY-2



XY-2+B

(1)

(2)

(3)

XY-3

(1)

(2)

XY-4



XY-5

转换器、插座系列

ADAPTER / SOCKET SERIES

XH-FSH-01

(1)

XK02



(2)

XK01

XH-Z01

XH-Z02

XH-A0115

XH-A18

XH-A19

XH-A1015



XH-A03215

XH-A20

XN515P/C13-A
(XH-A03-1)

XN515P/C13-B
(XH-A03)

XH-A0315

XH-A04215

XH-A01415

XN615P/C13-A
(XH-A04-1)

XN615P/C13-B
(XH-A04)

XC14/N515R-A
(XH-A21)



XN515P/N520R-A

XNTT30P/N515R-A

XN650P/N1450R-A

XN1450P/N650R-A

XL530P/N1450R-A

XL530P/TT30R-A

XL1430P/TT30R-A



XNTT30P/N1450R-A

XL1430P/N1450R-A

XN515P/TT30R-A

XN520P/XL530R-A



XL1430P/N520R-A4+B

XN515P/TT30R-B

XN520P/TT30R-A
(XH-A09)



XN1450P/TT30R-A

XL530P/N520R-A4

XL1430P/N520R-A4

XL530P/L1430R-A

XL1430P/L530R-A

XL1430P/N650R-A

XN515P/XL530R-A

XN1030P/N650R-B

XN1030P/N1430R-B

XN1030P/N1450R-B

XN1050P/N650R-B

XN1050P/N1430R-B

XN1050P/N1450R-B

XN1430P/N1030R-B

XN1430P/N1050R-B

XN1450P/N620R-A

XN1450P/N1050R-A

XN1450P/N1430R-A

XNTT30P/L1430R-A

XIR-D

XN515P IR-A

XN515P-A

XN650P-A

XN650P IR-B

休闲车转换

RV Adapter Cord Set

XL530P-A XH-301-1 XN515R-Cx2

XL530P-A XH--301-1 XN520R-Cx2

XL520P-A XNTT30R-A

XL530P-A XNTT30R-A

XL530P-A XN515P-E3

XL530P-A XY-2 XL530R-Ax2

XL530P-A XY-2 XN520R-Cx2

XL530P-B XH-301-1 XL530R-Bx2

XL530P-B XLS250R-A

XL530R-B XLS250R-A

XL530R-B XN1450R-A

XL1430P-A XN520R-B4

XL1430P XH-301-1 XH530R-Ax2

XL1430P-A XN1450R-A

XL1430P-A XNTT30R-A

XLS150P-A XH-301-1 XLS150R-Ax2

XLS150P-A XL530R-B

XLS250P-A XH-301-1 XLS250R-Ax2

XN515P-B + XNTT30P-A XH-301-1 XN1450R-A

XN515P-B XL530R-B

XN515P-B XLS150R-A

XN515P-B XLS250R-A

XN515P-B XN650R-A

XN515P-B XNTT30R-A

XN515P-D XL530R-B

XN520P-A XNTT30R-A

XN520P-E XN1450R-A

XN520P-E XNTT30R-A

XN650P-B XN650R-A

XN530P-A XN515R-C

XN650P-B XN515R-C

XN1450P-B XL530R-B

XN1450P-B XY-2 XNTT30R-A+XN520R-C

XN1450P-B XL1430R-A

XN1450P-B XL1430R-A

XN1450P-B XL1430R-A

XN1450P-B XLS250R-A



XN1450P-B XN1450R-A

XN1450P-B XNTT30R-A

XN1450P-B XY-2 XN515R-C+XNTT30R-A

XN1450P-B XY-2 XNTT30R-Ax2

XNTT30P-A XL530R-B

XNTT30P-A XLS250R-A

XNTT30P-A XN515R-C

XNTT30P-A XN1450R-A

XNTT30P-A XN1450R-A

XNTT30P-A XY-2 XNTT30R-Ax2

XNTT30P-Ax2 XY-2 XN1450R-A

XNTT30P-A XNTT30R-A

XL530P-B XN515R-C

XL530P-B XY-2 XLS150R-Ax2

XN515P-D XN650R-A

XN520P-E XL530R-A

Manufactured by
VOSORON®

欧洲、亚洲电源线
Europe / Asia Power Cord



H03RN-F

Rubber Insulated and Sheathed Single Cords
橡胶绝缘及护套单芯线
Rating:300/300V
Standard:DIN VDE 0282-8HD22.8

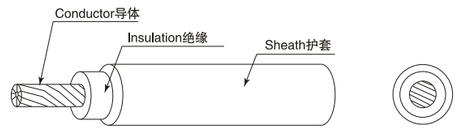

No.of conductor 导体芯数	Conductor 导体		Insulation thickness 绝缘厚度 (mm)	Sheath thickness 护套厚度 (mm)	Overall diameter 完成外径 (mm)	Max Conductor resistance at 20℃ 20℃时导体电阻最大值 Ω/ km	
	Normal area 标称面积 (mm^2)	Construction 结构 (NO./mm)				Bare	Tinned
1	0.5	16/0.20	0.6	0.6	3.5±0.1	39.0	40.1
	0.75	24/0.20	0.6	0.6	3.7±0.1	26.0	26.7

H05RNH2-F

Rubber Insulated and Sheathed Flat Flexible Cords
橡胶绝缘和护套扁型软线
Rating:300/500V
Standard:DIN VDE 0282-8HD22.8

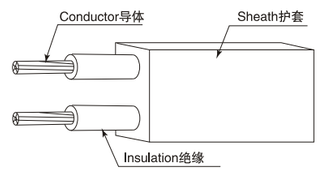

No.of conductor 导体芯数	Conductor 导体		Insulation thickness 绝缘厚度 (mm)	Sheath thickness 护套厚度 (mm)	Center distance of conductor 导体中心距 (mm)	Overall diameter 完成外径 (mm)	Max Conductor resistance at 20℃ 20℃时导体电阻最大值 Ω/ km	
	Normal area 标称面积 (mm^2)	Construction 结构 (NO./mm)					Bare	Tinned
2	1.5	30/0.25	0.8	0.8	6.7–7.0	5.5±0.2x13.5±0.4	13.3	13.7
	2.5	49/0.25	0.8	0.8	6.7–7.0	5.6±0.2x13.5±0.4	7.98	8.21

H05RN-F

Rubber Insulated and Sheathed Single Cords
橡胶绝缘及护套单芯线
Rating:300/500V
Standard:DIN VDE 0282-8HD22.8

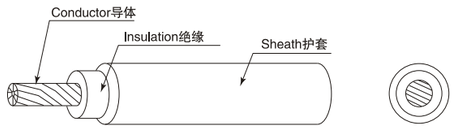

No.of conductor 导体芯数	Conductor 导体		Insulation thickness 绝缘厚度 (mm)	Sheath thickness 护套厚度 (mm)	Overall diameter 完成外径 (mm)	Max Conductor resistance at 20℃ 20℃时导体电阻最大值 Ω/ km	
	Normal area 标称面积 (mm^2)	Construction 结构 (NO./mm)				Bare	Tinned
1	0.75	24/0.20	0.8	0.8	4.6±0.2	26.0	26.7
	1.0	32/0.20	0.8	0.8	4.8±0.2	19.5	20.0
	1.5	30/0.25	0.8	0.8	5.1±0.2	13.3	13.7

H07RN8-F

Water Resistand Cords
防水电缆
Rating:450/750V
Standard:DIN EN 50525-2-21

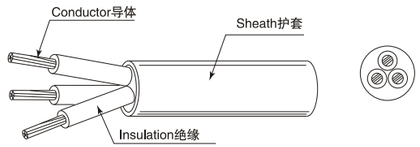

No.of conductor 导体芯数	Conductor 导体		Insulation thickness 绝缘厚度 (mm)	Sheath thickness 护套厚度 (mm)	Overall diameter 完成外径 (mm)	Max Conductor resistance at 20℃ 20℃时导体电阻最大值 Ω/ km	
	Normal area 标称面积 (mm^2)	Construction 结构 (NO./mm)				Bare	Tinned
1	1.5	30/0.25	0.8	1.4	6.0±0.1	13.3	13.7
	2.5	49/0.25	0.9	1.4	6.6±0.1	7.98	8.21
	4.0	56/0.30	1.0	1.5	7.8±0.2	4.95	5.09
	6.0	84/0.30	1.0	1.6	8.8±0.3	3.30	3.39
2	1.0	32/0.20	0.8	1.3	8.6±0.2	19.5	20.0
	1.5	30/0.25	0.8	1.5	9.6±0.2	13.3	13.7
	2.5	49/0.25	0.9	1.7	11.4±0.3	7.98	8.21
	4.0	56/0.30	1.0	1.8	13.4±0.4	4.95	5.09
	6.0	84/0.30	1.0	2.0	15.6±0.4	3.30	3.39
3	1.0	32/0.20	0.8	1.4	9.2±0.2	19.5	20.0
	1.5	30/0.25	0.8	1.6	10.3±0.3	13.3	13.7
	2.5	49/0.25	0.9	1.8	12.0±0.4	7.98	8.21
	4.0	56/0.30	1.0	1.9	14.4±0.4	4.95	5.09
	6.0	84/0.30	1.0	2.1	16.8±0.5	3.30	3.39
4	1.0	32/0.20	0.8	1.5	11.3±0.3	19.5	20.0
	1.5	30/0.25	0.8	1.7	12.5±0.4	13.3	13.7
	2.5	49/0.25	0.9	1.9	13.3±0.4	7.98	8.21
	4.0	56/0.30	1.0	2.0	17.8±0.4	4.95	5.09
	6.0	84/0.30	1.0	2.3	20.6±0.5	3.30	3.39
5	1.0	32/0.20	0.8	1.6	11.3±0.3	19.5	20.0
	1.5	30/0.25	0.8	1.8	12.5±0.4	13.3	13.7
	2.5	49/0.25	0.9	2.0	14.6±0.4	7.98	8.21
	4.0	56/0.30	1.0	2.2	17±0.4	4.95	5.09
	6.0	84/0.30	1.0	2.5	18±0.5	3.30	3.39
6	1.5	30/0.25	0.8	2.5	14.9±0.4	13.3	13.7
	2.5	49/0.25	0.9	2.7	17.4±0.4	7.98	8.21
	4.0	56/0.30	1.0	2.9	20.7±0.5	4.95	5.09

H03RT-H

Rubber Insulated and Braid Flexble Cords
橡胶绝缘和编织软线
Rating:300/300V
Standard:DIN EN 50525-2-22

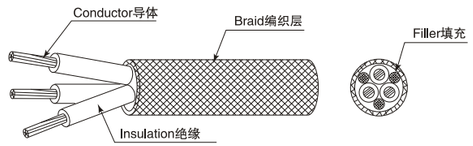

No.of conductor 导体芯数	Conductor 导体		Insulation thickness 绝缘厚度 (mm)	Overall diameter 完成外径 (mm)	Max Conductor resistance at 20℃ 20℃时导体电阻最大值Ω/km	
	Normal area 标称面积(mm^2)	Construction 结构(NO./mm)			Bare	Tinned
2	0.75	43/0.15	0.8	6.60±0.4	26.0	26.7
	1.0	57/0.15	0.8	6.90±0.4	19.5	20.0
	1.5	85/0.15	0.8	7.40±0.4	13.3	13.7
3	0.75	43/0.15	0.8	7.00±0.4	26.0	26.7
	1.0	57/0.15	0.8	7.40±0.4	19.5	20.0
	1.5	85/0.15	0.8	7.90±0.4	13.3	13.7

H05RN-F

Rubber Insulated and Sheathed Flexible Cords
橡胶绝缘和护套软线
Rating:300/500V
Standard:DIN VDE 0282-4 HD22.4 AS/NZS 3191

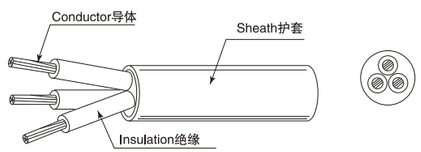

No.of conductor 导体芯数	Conductor 导体		Insulation thickness 绝缘厚度 (mm)	Sheath thickness 护套厚度 (mm)	Overall diameter 完成外径 (mm)	Max Conductor resistance at 20℃ 20℃时导体电阻最大值Ω/km	
	Normal area 标称面积(mm^2)	Construction 结构(NO./mm)				Bare	Tinned
2	0.75	24/0.20	0.6	0.8	6.4±0.2	26.0	26.7
	1.0	32/0.20	0.6	0.9	6.9±0.2	19.5	20.0
3	0.75	24/0.20	0.6	0.9	7.0±0.2	26.0	26.7
	1.0	32/0.20	0.6	0.9	7.4±0.2	19.5	20.0

XH05 RNH2-F

Rubber Insulated and Sheathed Flexible Cords
橡胶绝缘和护套软线
Rating:300/500V
Standard:DIN EN 50525-2-21

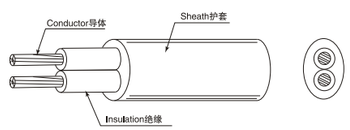

No.of conductor 导体芯数	Conductor 导体		Insulation thickness 绝缘厚度 (mm)	Sheath thickness 护套厚度 (mm)	Overall diameter 完成外径 (mm)	Max Conductor resistance at 20℃ 20℃时导体电阻最大值Ω/km	
	Normal area 标称面积(mm^2)	Construction 结构(NO./mm)				Bare	Tinned
2	0.5	16/0.20	0.6	0.8	4±1 x 6.5±1	39.0	40.1
	0.75	24/0.20	0.6	0.8	4.2±1 x 6.8±1	26.0	26.7
	1.0	32/0.20	0.6	0.8	4.4±1 x 7.0±1	19.5	20.0

H05RR-F

Rubber Insulated and Sheathed Flexible Cords
橡胶绝缘及护套软线
Rating:300/500V
Standard:DIN EN 50525-2-21 AS/NZS 60245.4

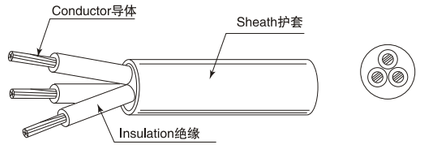

No.of conductor 导体芯数	Conductor 导体		Insulation thickness 绝缘厚度 (mm)	Sheath thickness 护套厚度 (mm)	Overall diameter 完成外径 (mm)	Max Conductor resistance at 20℃ 20℃时导体电阻最大值Ω/km	
	Normal area 标称面积 (mm^2)	Construction 结构 (NO./mm)				Bare	Tinned
2	0.75	24/0.20	0.6	0.8	6.4±0.2	26.0	26.7
	1.0	32/0.20	0.6	0.9	7.0±0.2	19.5	20.0
	1.5	30/0.25	0.8	1.0	8.7±0.2	13.3	13.7
	2.5	49/0.25	0.9	1.1	10.2±0.3	7.98	8.21
3	0.75	24/0.20	0.6	0.9	7.0±0.2	26.0	26.7
	1.0	32/0.20	0.6	0.9	7.4±0.2	19.5	20.0
	1.5	30/0.25	0.8	1.0	9.1±0.2	13.3	13.7
	2.5	49/0.25	0.9	1.1	10.8±0.3	7.98	8.21
	4.0	56/0.30	1.0	1.2	13.3±0.4	4.95	5.09
	6.0	84/0.30	1.0	1.4	15.4±0.5	3.30	3.39
4	0.75	24/0.20	0.6	0.9	7.7±0.2	26.0	26.7
	1.0	32/0.20	0.6	0.9	8.0±0.2	19.5	20.0
	1.5	30/0.25	0.8	1.1	10.1±0.3	13.3	13.7
	2.5	49/0.25	0.9	1.2	12.1±0.4	7.98	8.21
	4.0	56/0.30	1.0	1.3	14.8±0.5	4.95	5.09
	6.0	84/0.30	1.0	1.5	17.0±0.5	3.30	3.39
5	0.75	24/0.20	0.6	1.0	8.5±0.2	26.0	26.7
	1.0	32/0.20	0.6	1.0	8.9±0.2	19.5	20.0
	1.5	30/0.25	0.8	1.1	11.0±0.3	13.3	13.7
	2.5	49/0.25	0.9	1.3	13.4±0.4	7.98	8.21

H07RN-F

Rubber Insulated and Sheathed Flexible Cords
橡胶绝缘及护套软线
Rating:450/750V
Standard:DIN EN 50525-2-21 AS/NZS 60245.4

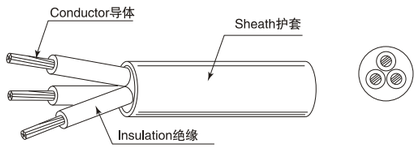

No.of conductor 导体芯数	Conductor 导体		Insulation thickness 绝缘厚度 (mm)	Sheath thickness 护套厚度 (mm)	Overall diameter 完成外径 (mm)	Max Conductor resistance at 20℃ 20℃时导体电阻最大值 Ω/ km	
	Normal area 标称面积 (mm^2)	Construction 结构 (NO./mm)				Bare	Tinned
1	1.5	30/0.25	0.8	1.4	6.0±0.1	13.3	13.7
	2.5	49/0.25	0.9	1.4	6.6±0.1	7.98	8.21
	4.0	56/0.30	1.0	1.5	7.8±0.2	4.95	5.09
	6.0	84/0.30	1.0	1.6	8.8±0.3	3.30	3.39
2	1.0	32/0.20	0.8	1.3	8.6±0.2	19.5	20.0
	1.5	30/0.25	0.8	1.5	9.6±0.2	13.3	13.7
	2.5	49/0.25	0.9	1.7	11.4±0.3	7.98	8.21
	4.0	56/0.30	1.0	1.8	13.4±0.4	4.95	5.09
	6.0	84/0.30	1.0	2.0	15.6±0.4	3.30	3.39
3	1.0	32/0.20	0.8	1.4	9.2±0.2	19.5	20.0
	1.5	30/0.25	0.8	1.6	10.3±0.3	13.3	13.7
	2.5	49/0.25	0.9	1.8	12.0±0.4	7.98	8.21
	4.0	56/0.30	1.0	1.9	14.4±0.4	4.95	5.09
	6.0	84/0.30	1.0	2.1	16.8±0.5	3.30	3.39
4	1.0	32/0.20	0.8	1.6	11.3±0.3	19.5	20.0
	1.5	30/0.25	0.8	1.8	12.5±0.4	13.3	13.7
	2.5	49/0.25	0.9	2.0	14.6±0.4	7.98	8.21
	4.0	56/0.30	1.0	2.2	17.8±0.4	4.95	5.09
	6.0	84/0.30	1.0	2.5	20.6±0.5	3.30	3.39
5	1.0	32/0.20	0.8	1.5	11.3±0.3	19.5	20.0
	1.5	30/0.25	0.8	1.7	12.5±0.4	13.3	13.7
	2.5	49/0.25	0.9	1.9	14.6±0.4	7.98	8.21
	4.0	56/0.30	1.0	2.0	17±0.4	4.95	5.09
	6.0	84/0.30	1.0	2.3	18±0.5	3.30	3.39
6	1.5	30/0.25	0.8	2.5	14.9±0.4	13.3	13.7
	2.5	49/0.25	0.9	2.7	17.4±0.4	7.98	8.21
	4.0	56/0.30	1.0	2.9	20.7±0.5	4.95	5.09

05RN8-F

Water Resistand Cords
防水电缆
Rating:300/500V
Standard:DIN EN 50525-2-21

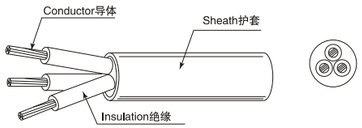

No.of conductor 导体芯数	Conductor 导体		Insulation thickness 绝缘厚度 (mm)	Sheath thickness 护套厚度 (mm)	Overall diameter 完成外径 (mm)	Max Conductor resistance at 20℃ 20℃时导体电阻最大值 Ω/ km	
	Normal area 标称面积(mm^2)	Construction 结构(NO./mm)				Bare	Tinned
2	0.75	24/0.20	0.6	0.8	6.4±0.2	26.0	26.7
	1.0	32/0.20	0.6	0.9	6.9±0.2	19.5	20.0
3	0.75	24/0.20	0.6	0.9	7.0±0.2	26.0	26.7
	1.0	32/0.20	0.6	0.9	7.4±0.2	19.5	20.0

H01N2-D

Arc Welding Electrode Cables
电焊机电缆
Rating:450/750V
Standard:EN5052-2-81

No.of conductor 导体芯数	Conductor 导体		Thickhess of covering spcetified valve 覆盖层总厚度 规定值 (mm)	Overall diameter 完成外径 (mm)	Max Conductor resistance at 20℃ 20℃时导体电阻最大值 Ω/ km	
	Normal area 标称面积(mm^2)	Construction 结构(NO./mm)			Bare	Tinned
1	10	318/0.20	2.0	8.7±0.2	1.91	1.95
	16	509/0.20	2.0	9.8±0.2	1.21	1.24
	25	795/0.20	2.0	11.4±0.2	0.780	0.795
	35	1114/0.20	2.0	12.8±0.2	0.554	0.565
	50	1591/0.20	2.2	14.8±0.2	0.386	0.393
	70	2228/0.20	2.4	17.2±0.2	0.272	0.277
	95	3023/0.20	2.6	19.2±0.2	0.206	0.210

H01N2-E

Arc Welding Electrode Cables
电焊机电缆
Rating:450/750V
Standard:EN5052-2-81

No.of conductor 导体芯数	Conductor 导体		Thickhess of covering spcetified valve 覆盖层总厚度 规定值 (mm)	Overall diameter 完成外径 (mm)	Max Conductor resistance at 20℃ 20℃时导体电阻最大值 Ω/ km	
	Normal area 标称面积(mm^2)	Construction 结构(NO./mm)			Bare	Tinned
1	10	318/0.20	1.2	7±0.2	1.91	1.95
	16	509/0.20	1.2	8.2±0.2	1.21	1.24
	25	795/0.20	1.2	9.7±0.2	0.780	0.795
	35	1114/0.20	1.2	11±0.2	0.554	0.565
	50	1591/0.20	1.5	13.3±0.2	0.386	0.393
	70	2228/0.20	1.5	15.3±0.2	0.272	0.277
	95	3023/0.20	1.8	17.5±0.2	0.206	0.210

H05V-K H05V2-K

PVC Insulated Single Cords
PVC绝缘单芯线
Rating:300V/500V 70℃ 90℃
Standard:JIS C 3301DIN VDE 0281-7HD21.7

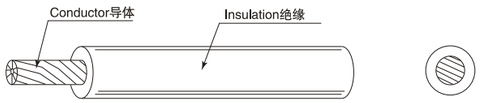

Normal area 标称截面 (mm^2)	Conductor Construction 导体结构(NO./mm)	Insulation thickness 绝缘厚度 (mm)	Overall diameter 外径 (mm)	Max Conductor resistance at 20℃ 20℃时导体电阻最大值 Ω/km	
				Bare	Tinned
0.50	0.6	16/0.20	2.20±0.1	39.00	40.1
0.75	0.6	24/0.20	2.40±0.1	26.00	26.7
1.00	0.6	32/0.20	2.550±0.1	19.50	20.0

H07V-K H07V2-K

PVC Insulated Single Cords
PVC绝缘单芯线
Rating:300V/750V 70℃ 90℃
Standard:DIN VDE 0281-3 HD21.3 DIN VDE0281-7 HD21.7

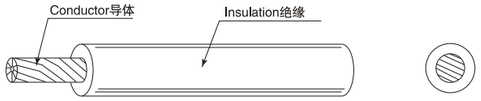

Normal area 标称截面 (mm^2)	Conductor Construction 导体结构(NO./mm)	Insulation thickness 绝缘厚度 (mm)	Overall diameter 外径 (mm)	Max Conductor resistance at 20℃ 20℃时导体电阻最大值 Ω/km	
				Bare	Tinned
1.50	30/0.25	0.7	3.15±0.1	13.30	13.7
2.50	49/0.25	0.8	3.70±0.1	7.98	8.21
4.00	50/0.30	0.8	4.50±0.1	4.95	5.09
6.00	84/0.30	0.8	5.40±0.1	3.30	3.39

H03VV-F H03VVH2-F H03V2V2-F

PVC Insulated PVC Sheathed Flexible Cords
PVC绝缘PVC护套软电缆
Rating:300V/300V 70℃ 90℃
Standard:DIN VDE 0281-5 HD21.5 DIN VDE0281-12 HD21.12

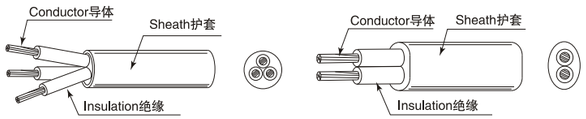

No.of conductor 导体芯数	Conductor 导体		Insulation thickness 绝缘厚度 (mm)	Sheath thickness 护套厚度 (mm)	Overall diameter 完成外径 (mm)	Max Conductor resistance at 20℃ 20℃时导体电阻最大值 Ω/km	
	Normal area 标称面积(mm^2)	Construction 结构(NO./mm)				Bare	Tinned
2	0.5	16/0.20	0.5	0.6	5.1±0.2 3.2±0.2 x 5.4±0.2	39.0	40.1
	0.75	24/0.20	0.5	0.6	5.6±0.2 3.4±0.2 x 5.6±0.2	26.0	26.7
3	0.5	16/0.20	0.5	0.6	5.4±0.2	39.0	40.1
	0.75	24/0.20	0.5	0.6	5.9±0.2	26.0	26.7
4	0.5	16/0.20	0.5	0.6	5.9±0.2	39.0	40.1
	0.75	24/0.20	0.5	0.6	6.5±0.2	26.0	26.7

H05VV-F H05VVH2-F H05V2V2-F

PVC Insulated PVC Sheathed Flexible Cords
PVC绝缘PVC护套软电缆
Rating:300/500V 70℃ 90℃
Standard:DIN EN 50525-2-11 AS/NZS60227.5

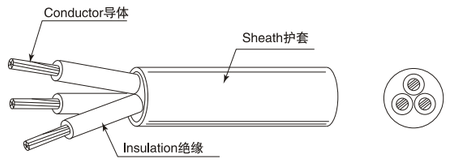

H05VV-F H05V2V2-F

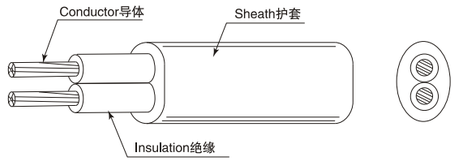

H05VVH2-F

No.of conductor 导体芯数	Conductor 导体		Insulation thickness 绝缘厚度 (mm)	Sheath thickness 护套厚度 (mm)	Overall diameter 完成外径 (mm)	Max Conductor resistance at 20℃ 20℃时导体电阻最大值 Ω/km	
	Normal area 标称面积(mm^2)	Construction 结构(NO./mm)				Bare	Tinned
2	0.75	24/0.20	0.6	0.8	6.4±0.2 4.0±0.1 x 6.5±0.2	26.0	26.7
	1.0	32/0.20	0.6	0.8	6.8±0.2 4.2±0.1 x 6.8±0.2	19.5	20.0
	1.5	30/0.25	0.7	0.8	7.8±0.2	13.3	13.7
	2.5	49/0.25	0.8	1.0	9.4±0.2	7.89	8.21
	4.0	56/0.30	0.8	1.1	11.3±0.2	4.95	5.09
3	0.75	24/0.20	0.6	0.8	6.8±0.2	26.0	26.7
	1.0	32/0.20	0.6	0.8	7.2±0.2	19.5	20.0
	1.5	30/0.25	0.7	0.9	8.5±0.2	13.3	13.7
	2.5	49/0.25	0.8	1.1	10.1±0.2	7.89	8.21
	4.0	56/0.30	0.8	1.2	12.2±0.2	4.95	5.09
4	0.75	24/0.20	0.6	0.8	7.6±0.2	26.0	26.7
	1.0	32/0.20	0.6	0.9	8.6±0.2	19.5	20.0
	1.5	30/0.25	0.7	1.0	9.4±0.2	13.3	13.7
	2.5	49/0.25	0.8	1.1	11.7±0.2	7.89	8.21
	4.0	56/0.30	0.8	1.2	13.3±0.3	4.95	5.09
5	0.75	24/0.20	0.6	0.9	8.5±0.2	26.0	26.7
	1.0	32/0.20	0.6	0.9	8.9±0.2	19.5	20.0
	1.5	30/0.25	0.7	1.1	10.5±0.2	13.3	13.7
	2.5	49/0.25	0.8	1.2	13.0±0.3	7.89	8.21
	4.0	56/0.30	0.8	1.4	15.0±0.3	4.95	5.09

H07VV-F

PVC Insulated PVC Sheathed Flexible Cords
PVC绝缘PVC护套软电缆
Rating:0.6/1KV 70℃
Standard:AS/NZS 3191

No.of conductor 导体芯数	Conductor 导体		Thickness of covering spcetified valve 覆盖层总厚度 规定值 (mm)	Overall diameter 完成外径 (mm)	Max Conductor resistance at 20℃ 20℃时导体电阻最大值 Ω/ km	
	Normal area 标称面积(mm^2)	Construction 结构(NO./mm)			Bare	Tinned
2	0.75	24/0.20	0.8	8.2±0.2	26.0	26.7
	1.0	32/0.20	0.8	8.6±0.2	19.5	20.0
	1.5	30/0.25	0.8	9.6±0.2	13.3	13.7
	2.5	49/0.25	0.9	11.4±0.3	7.98	8.21
3	0.75	24/0.20	0.8	8.8±0.2	26.0	26.7
	1.0	32/0.20	0.8	9.2±0.2	19.5	20.0
	1.5	30/0.25	0.8	10.3±0.3	13.3	13.7
	2.5	49/0.25	0.9	12.0±0.4	7.98	8.21

澳大利亚重型线
AUSTRALIA PVC INSULATED HEAVY DUTY CORD

AT-N07V3V3-F

PVC Insulated PVC Sheathed Flexible Cords
PVC绝缘PVC护套软电缆
Rating:450/750V -35℃-90℃
Standard:OVE/ONORM E8242

No.of conductor 导体芯数	Conductor 导体		Insulation thickness 绝缘厚度 (mm)	Sheath thickness 护套厚度 (mm)	Overall diameter 完成外径 (mm)	Max Conductor resistance at 20℃ 20℃时导体电阻最大值 Ω/ km	
	Normal area 标称面积(mm^2)	Construction 结构(NO./mm)				Bare	Tinned
3	1.0	32/0.20	0.8	1.4	9.5±0.2	19.5	20.0
	1.5	30/0.25	0.8	1.6	10.5±0.2	13.3	13.7
	2.5	49/0.25	0.9	1.8	12.4±0.2	7.89	8.21
	4.0	56/0.30	1.0	1.9	14.4±0.2	4.95	5.09
4	1.0	32/0.20	0.8	1.5	10.5±0.2	19.5	20.0
	1.5	30/0.25	0.8	1.7	11.6±0.2	13.3	13.7
	2.5	49/0.25	0.9	1.9	13.8±0.2	7.89	8.21
	4.0	56/0.30	1.0	2.0	16.0±0.2	4.95	5.09
5	1.0	32/0.20	0.8	1.6	11.6±0.2	19.5	20.0
	1.5	30/0.25	0.8	1.8	12.8±0.2	13.3	13.7
	2.5	49/0.25	0.9	2.0	15.1±0.2	7.89	8.21
	4.0	56/0.30	1.0	2.2	17.7±0.2	4.95	5.09

60 245 IEC 51 (RX)

Rubber Insulated and Braid Flexible Cords
橡胶绝缘编织软线
Rating:300V/300V 60℃
Standard:GB5013.4

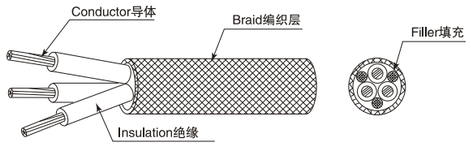

No.of conductor 导体芯数	Conductor 导体		Insulation thickness 绝缘厚度 (mm)	Overall diameter 完成外径 (mm)	Max Conductor resistance at 20℃ 20℃时导体电阻最大值 Ω/km	
	AWG 线规	Construction 结构 (NO./mm)			Bare	Tinned
2	0.75	43/0.15	0.8	6.60±0.4	26.0	26.7
	1.0	57/0.15	0.8	6.90±0.4	19.5	20.0
	1.5	85/0.15	0.8	7.40±0.4	13.3	13.7
3	0.75	43/0.15	0.8	7.00±0.4	26.0	26.7
	1.0	57/0.15	0.8	7.40±0.4	19.5	20.0
	1.5	85/0.15	0.8	7.90±0.4	13.3	13.7

60245 IEC 81 (YH)

Arc Welding Electrode Cables
电焊机电缆
Rating:450/750V
Standard:GB/T 5013.6

No.of conductor 导体芯数	Conductor 导体		Thickness of covering spcetified valve 覆盖层总厚度 规定值 (mm)	Overall diameter 完成外径 (mm)	Max Conductor resistance at 20℃ 20℃时导体电阻最大值 Ω/km	
	Normal area 标称面积 (mm^2)	Construction 结构 (NO./mm)			Bare	Tinned
1	16	209/0.20	2.0	9.8±0.2	1.16	1.19
	25	795/0.20	2.0	11.4±0.2	0.758	0.780
	35	1114/0.20	2.0	12.8±0.2	0.536	0.552
	50	1591/0.20	2.2	14.8±0.2	0.379	0.390

YQ YQW

Rubber Insulated and Sheathed Flexible Cords
橡胶绝缘和护套软线
Rating:300V/300V 60℃
Standard:JB8755..2-1998

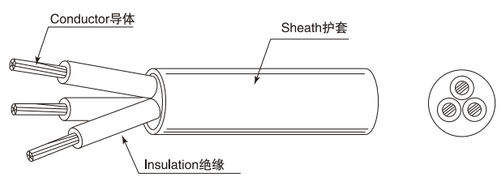

No.of conductor 导体芯数	Conductor 导体		Insulation thickness 绝缘厚度 (mm)	Sheath thickness 护套厚度 (mm)	Overall diameter 完成外径 (mm)	Max Conductor resistance at 20℃ 20℃时导体电阻最大值 Ω/km	
	Normal area 标称面积 (mm^2)	Construction 结构 (NO./mm)				Bare	Tinned
2	0.3	16/0.15	0.5	0.7	5.2±0.2	69.2	71.2
	0.5	28/0.15	0.5	0.7	5.6±0.2	39.0	40.1
3	0.3	16/0.15	0.5	0.7	5.5±0.2	69.2	71.2
	0.5	28/0.15	0.5	0.7	6.0±0.2	39.0	40.1

60 245 IEC 66 (YCW)

Rubber Insulated and Sheathed Flexible Cords
橡胶绝缘和护套软线
Rating:450V/750V 60℃
Standard:GB/T 5013.4

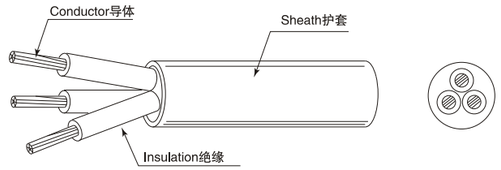

No.of conductor 导体芯数	Conductor 导体		Insulation thickness 绝缘厚度 (mm)	Sheath thickness 护套厚度 (mm)	Overall diameter 完成外径 (mm)	Max Conductor resistance at 20℃ 20℃时导体电阻最大值 Ω/km	
	Normal area 标称面积 (mm^2)	Construction 结构 (NO./mm)				Bare	Tinned
1	1.5	30/0.25	0.8	1.4	6.0±0.2	13.3	13.7
	2.5	49/0.25	0.9	1.4	6.7±0.2	7.98	8.21
	4.0	56/0.30	1.0	1.5	7.9±0.2	4.95	5.09
	6.0	84/0.30	1.0	1.6	8.8±0.2	3.30	3.39
2	1.0	32/0.20	0.8	1.3	8.6±0.2	19.5	20.0
	1.5	30/0.25	0.8	1.5	9.6±0.2	13.3	13.7
	2.5	49/0.25	0.9	1.7	11.4±0.3	7.98	8.21
	4.0	56/0.30	1.0	1.8	13.4±0.4	4.95	5.09
	6.0	84/0.30	1.0	2.0	15.6±0.4	3.30	3.39
3	1.0	32/0.20	0.8	1.4	9.2±0.2	19.5	20.0
	1.5	30/0.25	0.8	1.6	10.3±0.3	13.3	13.7
	2.5	49/0.25	0.9	1.8	12.0±0.4	7.98	8.21
	4.0	56/0.30	1.0	1.9	14.4±0.4	4.95	5.09
	6.0	84/0.30	1.0	2.1	16.8±0.5	3.30	3.39
4	1.0	32/0.20	0.8	1.5	10.3±0.3	19.5	20.0
	1.5	30/0.25	0.8	1.7	11.3±0.3	13.3	13.7
	2.5	49/0.25	0.9	1.9	13.3±0.4	7.98	8.21
	4.0	56/0.30	1.0	2.0	15.9±0.4	4.95	5.09
	6.0	84/0.30	1.0	2.3	18.6±0.4	3.30	3.39
5	1.0	32/0.20	0.8	1.6	11.3±0.3	19.5	20.0
	1.5	30/0.25	0.8	1.8	12.5±0.4	13.3	13.7
	2.5	49/0.25	0.9	2.0	14.6±0.4	7.98	8.21
	4.0	56/0.30	1.0	2.2	17.8±0.4	4.95	5.09
	6.0	84/0.30	1.0	2.5	20.6±0.5	3.30	3.39

YZWB

Rubber Sheathed Flat Cords
橡胶扁线
Rating:300V/500V 60℃
Standard:JB/T8735.2

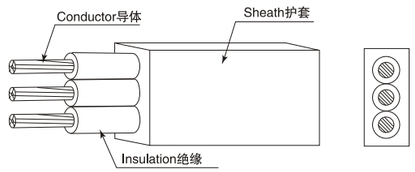

No.of conductor 导体芯数	Conductor 导体		Insulation thickness 绝缘厚度 (mm)	Sheath thickness 护套厚度 (mm)	Overall diameter 完成外径 (mm)	Max Conductor resistance at 20℃ 20℃时导体电阻最大值 Ω/ km	
	Normal area 标称面积 (mm^2)	Construction 结构 (NO./mm)				Bare	Tinned
2	2x0.75	24/0.20	0.6	0.8	4.2±0.2x6.8±0.4	26.0	26.7
	2x1.0	32/0.20	0.6	0.9	4.5±0.2x7.2±0.4	19.5	20.0
	2x1.5	30/0.25	0.8	1.0	5.4±0.2x8.9±0.4	13.3	13.7
	2x2.5	49/0.25	0.9	1.1	6.3±0.3x10.4±0.5	7.98	8.21
	2x4.0	56/0.30	1.0	1.2	7.3±0.3x12.2±0.6	4.95	5.09
	2x6.0	84/0.30	1.0	1.3	8.1±0.3x13.6±0.6	3.30	3.39
3	3x0.75	24/0.20	0.6	0.9	4.4±0.2x9.4±0.4	26.0	26.7
	3x1.0	32/0.20	0.6	0.9	4.6±0.2x9.8±0.4	19.5	20.0
	3x1.5	30/0.25	0.8	1.0	5.5±0.3x12.1±0.6	13.3	13.7
	3x2.5	49/0.25	0.9	1.1	6.3±0.3x14.3±0.7	7.98	8.21
	3x4.0	56/0.30	1.0	1.2	7.4±0.4x16.8±0.8	4.95	5.09
	3x6.0	84/0.30	1.0	1.3	8.3±0.5x19.0±0.8	3.30	3.39
4	4x0.75	24/0.20	0.6	0.9	4.5±0.2x11.9±0.5	26.0	26.7
	4x1.0	32/0.20	0.6	0.9	4.6±0.2x12.6±0.6	19.5	20.0
	4x1.5	30/0.25	0.8	1.0	5.8±0.3x15.8±0.8	13.3	13.7
	4x2.5	49/0.25	0.9	1.2	6.6±0.3x18.4±0.8	7.98	8.21
	4x4.0	56/0.30	1.0	1.3	7.6±0.4x21.8±1.0	4.95	5.09
	4x6.0	84/0.30	1.0	1.4	8.5±0.5x24.0±1.0	3.30	3.39
5	5x0.75	24/0.20	0.6	1.0	4.7±0.2x14.6±0.6	26.0	26.7
	5x1.0	32/0.20	0.6	1.0	4.8±0.2x15.5±0.7	19.5	20.0
	5x1.5	30/0.25	0.8	1.1	5.8±0.3x18.8±0.8	13.3	13.7
	5x2.5	49/0.25	0.9	1.3	6.8±0.3x22.0±1.0	7.98	8.21
	5x4.0	56/0.30	1.0	1.4	7.8±0.4x26.0±1.0	4.95	5.09
	5x6.0	84/0.30	1.0	1.6	8.9±0.5x30.0±1.0	3.30	3.39
6	6x0.75	24/0.20	0.6	1.0	4.7±0.2x16.9±0.8	26.0	26.7
	6x1.0	32/0.20	0.6	1.1	5.0±0.3x18.0±0.8	19.5	20.0
	6x1.5	30/0.25	0.8	1.2	6.0±0.3x22.0±1.0	13.3	13.7
	6x2.5	49/0.25	0.9	1.4	7.0±0.4x26.0±1.0	7.98	8.21
	6x4.0	56/0.30	1.0	1.5	8.0±0.4x31.0±1.0	4.95	5.09
	6x6.0	84/0.30	1.0	1.7	9.0±0.4x35.0±1.0	3.30	3.39

60 245 IEC 53 (YZ) 60 245 IEC 57 (YZW)

Rubber Insulated and Sheathed Flexible Cords
橡胶绝缘及护套软线
Rating:300V/500V 60℃
Standard:GB/T5013.4

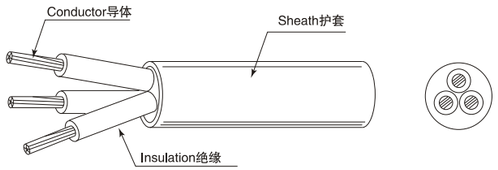

No.of conductor 导体芯数	Conductor 导体		Insulation thickness 绝缘厚度 (mm)	Sheath thickness 护套厚度 (mm)	Overall diameter 完成外径 (mm)	Max Conductor resistance at 20℃ 20℃时导体电阻最大值 Ω/ km	
	Normal area 标称面积 (mm^2)	Construction 结构 (NO./mm)				Bare	Tinned
2	0.75	24/0.20	0.6	0.8	6.4±0.2	26.0	26.7
	1.0	32/0.20	0.6	0.9	7.0±0.2	19.5	20.0
	1.5	30/0.25	0.8	1.0	8.7±0.2	13.3	13.7
	2.5	49/0.25	0.9	1.1	10.2±0.3	7.98	8.21
	4.0	56/0.30	1.0	1.2	12.2±0.3	4.95	5.09
	6.0	84/0.30	1.0	1.3	13.2±0.3	3.30	3.39
3	0.75	24/0.20	0.6	0.9	7.0±0.2	26.0	26.7
	1.0	32/0.20	0.6	0.9	7.4±0.2	19.5	20.0
	1.5	30/0.25	0.8	1.0	9.1±0.2	13.3	13.7
	2.5	49/0.25	0.9	1.1	10.8±0.3	7.98	8.21
	4.0	56/0.30	1.0	1.2	13.3±0.4	4.95	5.09
	6.0	84/0.30	1.0	1.3	15.4±0.5	3.30	3.39
4	0.75	24/0.20	0.6	0.9	7.7±0.2	26.0	26.7
	1.0	32/0.20	0.6	0.9	8.0±0.2	19.5	20.0
	1.5	30/0.25	0.8	1.1	10.1±0.3	13.3	13.7
	2.5	49/0.25	0.9	1.2	12.1±0.4	7.98	8.21
	4.0	56/0.30	1.0	1.3	14.8±0.5	4.95	5.09
	6.0	84/0.30	1.0	1.4	17.0±0.5	3.30	3.39
5	0.75	24/0.20	0.6	1.0	8.5±0.2	26.0	26.7
	1.0	32/0.20	0.6	1.0	8.9±0.2	19.5	20.0
	1.5	30/0.25	0.8	1.1	11.0±0.3	13.3	13.7
	2.5	49/0.25	0.9	1.3	13.4±0.4	7.98	8.21
	4.0	56/0.30	1.0	1.4	16.2±0.4	4.95	5.09
	6.0	84/0.30	1.0	1.6	18.5±0.4	3.30	3.39
3+1	3x1.5+1x1.0	30/0.25+32/0.20	0.8/0.6	1.1	9.7±0.2	13.3/19.5	13.7/20.0
	3x2.5+1x1.5	49/0.25+30/0.25	0.9/0.8	1.2	11.5±0.3	7.98/13.3	8.21/13.7
	3x4+1x2.5	56/0.30+49/0.25	1.0/0.9	1.3	13.5±0.3	4.95/7.98	5.09/8.21
	3x6+1x4	84/0.30+56/0.30	1.0/1.0	1.4	15.2±0.4	3.30/4.95	3.39/5.09

60 227IEC 02(RV)

PVC Insulated Single Cords
PVC绝缘单芯线
Rating:450/750V 70℃
Standard:GB/T 5023.3

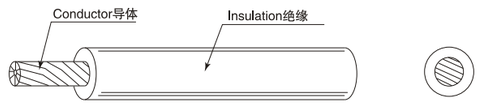

Normal area 标称截面 (mm^2)	Conductor Construction 导体结构(NO./mm)	Insulation thickness 绝缘厚度 (mm)	Overall diameter 完成外径 (mm)	Max Conductor resistance at 20℃ 20℃时导体电阻最大值 Ω/km	
				Bare	Tinned
1.5	30/0.25	0.7	3.1±0.1	13.3	13.7
2.5	49/0.25	0.8	3.8±0.1	7.98	8.21
4.0	56/0.30	0.8	4.2±0.1	4.95	5.09
6.0	84/0.30	0.8	5.0±0.1	3.30	3.39

60 227IEC 06(RV)

PVC Insulated Single Cords
PVC绝缘单芯线
Rating:300/500V 70℃
Standard:GB/T 5023.3

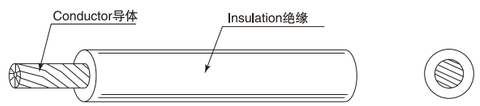

Normal area 标称截面 (mm^2)	Conductor Construction 导体结构(NO./mm)	Insulation thickness 绝缘厚度 (mm)	Overall diameter 外径 (mm)	Max Conductor resistance at 20℃ 20℃时导体电阻最大值 Ω/km	
				Bare	Tinned
0.50	16/0.20	0.6	2.20±0.1	39.00	40.1
0.75	24/0.20	0.6	2.40±0.1	26.00	26.7
1.00	32/0.20	0.6	2.60±0.1	19.50	20.0

60 227IEC 08(RV-90)

PVC Insulated Single Cords
PVC绝缘单芯线
Rating:300/500V 90℃
Standard:GB/T 5023.3

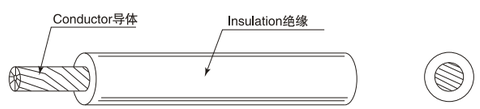

Normal area 标称截面 (mm^2)	Conductor Construction 导体结构(NO./mm)	Insulation thickness 绝缘厚度 (mm)	Overall diameter 完成外径 (mm)	Max Conductor resistance at 20℃ 20℃时导体电阻最大值 Ω/km	
				Bare	Tinned
0.5	16/0.20	0.6	2.20±0.1	39.0	40.1
0.75	24/0.20	0.6	2.40±0.1	26.0	26.7
1.0	32/0.20	0.6	2.55±0.1	19.5	20.0
1.5	30/0.25	0.7	3.15±0.1	13.3	13.7
2.5	49/0.25	0.8	3.70±0.1	7.98	8.21

60 227IEC 52(RVV)

PVC Insulated PVC Sheathed Flexible Cords
PVC绝缘PVC护套软线
Rating:300/300V 70℃
Standard:GB/T 5023.5

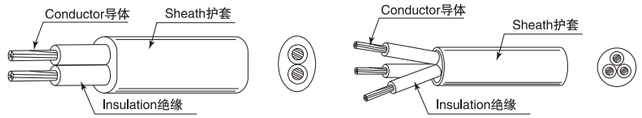

No.of conductor 导体芯数	Conductor 导体		Insulation thickness 绝缘厚度 (mm)	Sheath thickness 护套厚度 (mm)	Overall diameter 完成外径 (mm)	Max Conductor resistance at 20℃ 20℃时导体电阻最大值Ω/km	
	Normal area 标称面积(mm^2)	Construction 结构(NO./mm)				Bare	Tinned
2	0.5	16/0.20	0.5	0.6	5.1±0.2 3.2±0.2 x 5.2±0.2	39.0	40.1
	0.75	24/0.20	0.5	0.6	5.6±0.1 3.4±0.1 x 5.6±0.1	26.0	26.7
3	0.5	16/0.20	0.5	0.6	5.4±0.1	39.0	40.1
	0.75	24/0.20	0.5	0.6	6.0±0.1	26.0	26.7

60 227IEC 53(RVV)

PVC Insulated PVC Sheathed Flexible Cords
PVC绝缘PVC护套软线
Rating:300/500V 70℃
Standard:GB/T 5023.5



No.of conductor 导体芯数	Conductor 导体		Insulation thickness 绝缘厚度 (mm)	Sheath thickness 护套厚度 (mm)	Overall diameter 完成外径 (mm)	Max Conductor resistance at 20℃ 20℃时导体电阻最大值Ω/km	
	Normal area 标称面积(mm^2)	Construction 结构(NO./mm)				Bare	Tinned
2	0.75	24/0.20	0.6	0.8	6.4±0.2 4.0±0.2 x 6.5±0.2	26.0	26.7
	1.0	32/0.20	0.6	0.8	6.7±0.2	19.5	20.0
	1.5	30/0.25	0.7	0.8	7.7±0.2	13.3	13.7
	2.5	49/0.25	0.8	1.0	9.4±0.2	7.98	8.21
3	0.75	24/0.20	0.6	0.8	6.8±0.2	26.0	26.7
	1.0	32/0.20	0.6	0.8	7.2±0.2	19.5	20.0
	1.5	30/0.25	0.7	0.9	8.5±0.2	13.3	13.7
	2.5	49/0.25	0.8	1.1	10.2±0.2	7.98	8.21
4	0.75	24/0.20	0.6	0.8	7.4±0.2	26.0	26.7
	1.0	32/0.20	0.6	0.9	8.0±0.2	19.5	20.0
	1.5	32/0.25	0.7	1.0	9.4±0.2	13.3	13.7
	2.5	49/0.25	0.8	1.1	11.0±0.3	7.98	8.21
5	0.75	24/0.20	0.6	0.9	8.4±0.2	26.0	26.7
	1.0	32/0.20	0.6	0.9	8.8±0.2	19.5	20.0
	1.5	32/0.25	0.7	1.1	10.6±0.3	13.3	13.7
	2.5	49/0.25	0.8	1.2	12.4±0.3	7.98	8.21

HHFF

Rubber Insulated Flat Flexible Cords
橡胶绝缘软线
Rating:300V
Standard:JIS C 3301

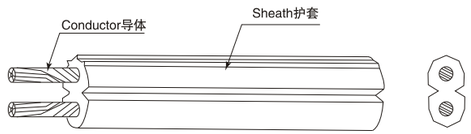

No.of conductor 导体芯数	Conductor 导体		Insulation thickness 绝缘厚度 (mm)	Overall diameter 完成外径 (mm)	Max Conductor resistance at 20℃ 20℃时导体电阻最大值 Ω/ km
	Normal area 标称面积(mm²)	Construction 结构(NO./mm)			
	0.75	30/0.18	1.0	3.2±0.2 x 6.4±0.2	24.4
2	1.25	50/0.18	1.0	3.6±0.2 x 7.2±0.2	14.7
	2.0	37/0.26	1.0	3.9±0.2 x 7.8±0.2	9.5

PNCTFK

Rubber Insulated and Sheathed Oval Flat Flexible Cords
橡胶绝缘和护套椭圆软线
Rating:300V 60℃
Standard:JIS C 3301

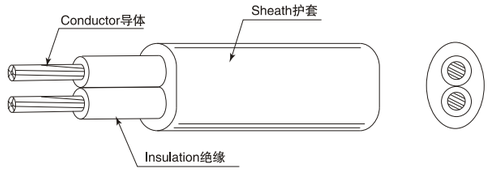

No.of conductor 导体芯数	Conductor 导体		Insulation thickness 绝缘厚度 (mm)	Sheath thickness 护套厚度 (mm)	Overall diameter 完成外径 (mm)	Max Conductor resistance at 20℃ 20℃时导体电阻最大值 Ω/ km
	Normal area 标称面积(mm²)	Construction 结构(NO./mm)				
	0.75	30/0.18	0.6	1.0	4.3±0.2 x 6.6±0.2	24.4
2	1.25	50/0.18	0.6	1.0	4.7±0.2 x 7.4±0.2	14.7
	2.0	37/0.26	0.6	1.0	5.0±0.2 x 8.0±0.2	9.5

PNCTF

Rubber Insulated and Sheathed Flexible Cords
橡胶绝缘和护套软线
Rating:300V 60℃
Standard:JIS C 3301

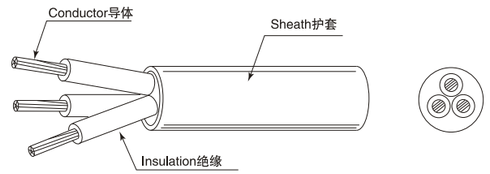

No.of conductor 导体芯数	Conductor 导体		Insulation thickness 绝缘厚度 (mm)	Sheath thickness 护套厚度 (mm)	Overall diameter 完成外径 (mm)	Max Conductor resistance at 20℃ 20℃时导体电阻最大值 Ω/ km
	Normal area 标称面积(mm²)	Construction 结构(NO./mm)				
2	0.75	30/0.18	0.6	1.0	6.6±0.2	24.4
	1.25	50/0.18	0.6	1.0	7.4±0.2	14.7
	2.0	37/0.26	0.6	1.0	8.0±0.2	9.50
3	0.75	30/0.18	0.6	1.0	7.0±0.2	24.4
	1.25	50/0.18	0.6	1.1	8.0±0.2	14.7
	2.0	37/0.26	0.6	1.2	8.9±0.2	9.50
4	0.75	30/0.18	0.6	1.1	7.8±0.2	24.4
	1.25	50/0.18	0.6	1.2	8.9±0.2	14.7
	2.0	37/0.26	0.6	1.2	9.6±0.2	9.50

VSF

PVC Insulated Single Cords
PVC绝缘单芯线
Rating:300V 60℃
Standard:JIS C 3306

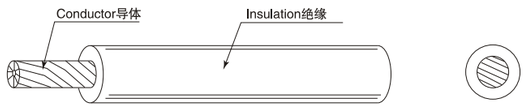

Normal area 标称面积 (mm^2)	Conductor Construction 导体结构(NO./mm)	Insulation thickness 绝缘厚度 (mm)	Overall diameter 外径 (mm)	Max Conductor resistance at 20℃ 20℃时导体电阻最大值 Ω/ km
0.50	20/0.18	0.8	2.50±0.1	36.7
0.75	30/0.18	0.8	2.70±0.1	24.4
1.25	50/0.18	0.8	3.10±0.1	14.7
2.00	37/0.26	0.8	3.40±0.1	9.5

VFF HVFF

PVC Insulated Flat Flexible Cords
PVC绝缘扁软线
Rating:300V/60℃ 75℃
Standard:JIS C 3306

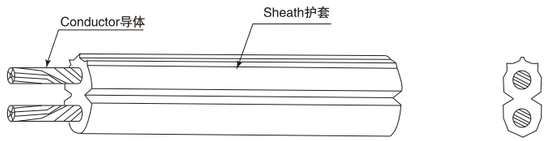

No.of conductor 导体芯数	Conductor 导体		Insulation thickness 绝缘厚度 (mm)	Overall diameter 完成外径 (mm)	Max Conductor resistance at 20℃ 20℃时导体电阻最大值 Ω/ km
	Normal area 标称面积(mm^2)	Construction 结构(NO./mm)			
2	0.50	20/0.18	0.8	2.5±0.1x5.0±0.1	36.7
	0.75	30/0.18	0.8	2.7±0.1x5.4±0.1	24.4
	1.25	50/0.18	0.8	3.1±0.1x6.2±0.2	14.7
	2.00	37/0.26	0.8	3.4±0.1x6.8±0.2	9.50

日本标准聚氯乙烯绝缘软线
JAPAN STANDARD PVC INSULATED FLEXIBLE CORD

VCTF HVCTF

PVC Insulated PVC Sheathed Flexible Cords
PVC绝缘PVC护套软线
Rating:300V 60℃ 75℃
Standard:JIS C 3306

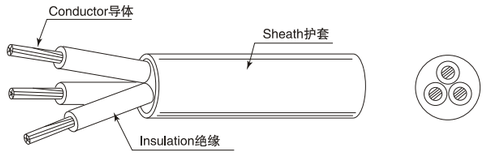

No.of conductor 导体芯数	Conductor 导体		Insulation thickness 绝缘厚度 (mm)	Sheath thickness 护套厚度 (mm)	Overall diameter 完成外径 (mm)	Max Conductor resistance at 20℃ 20℃时导体电阻最大值 Ω/ km
	Normal area 标称面积(mm^2)	Construction 结构(NO./mm)				
2	0.75	30/0.18	0.6	1.0	6.7±0.2	24.4
	1.25	50/0.18	0.6	1.0	7.4±0.2	14.7
	2.00	37/0.26	0.6	1.0	8.0±0.2	9.50
3	0.75	30/0.18	0.6	1.0	7.0±0.2	24.4
	1.25	50/0.18	0.6	1.0	7.8±0.2	14.7
	2.00	37/0.26	0.6	1.0	8.5±0.2	9.50
4	0.75	30/0.18	0.6	1.0	7.6±0.2	24.4
	1.25	50/0.18	0.6	1.0	8.5±0.2	14.7
	2.00	37/0.26	0.6	1.0	9.3±0.2	9.50

VCTFK HVCTFK

PVC Insulated Oval Flexible Cords
PVC绝缘椭圆软软
Rating:300V 60℃ 75℃
Standard:JIS C 3306

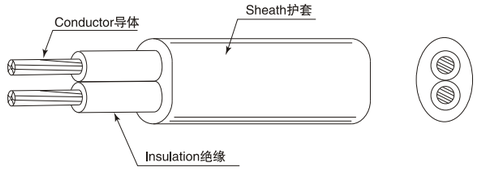

No.of conductor 导体芯数	Conductor 导体		Insulation thickness 绝缘厚度 (mm)	Sheath thickness 护套厚度 (mm)	Overall diameter 完成外径 (mm)	Max Conductor resistance at 20℃ 20℃时导体电阻最大值 Ω/ km
	Normal area 标称面积(mm^2)	Construction 结构(NO./mm)				
2	0.75	30/0.18	0.6	1.0	4.3±0.1x6.6±0.2	24.4
	1.25	50/0.18	0.6	1.0	4.7±0.1x7.4±0.2	14.7
	2.00	37/0.26	0.6	1.0	5.0±0.1x8.0±0.2	9.50

VCT HVCT

PVC Insulated PVC Sheathed Flexible Cords
PVC绝缘PVC护套软线
Rating:600V 60℃
Standard:JIS C 3312

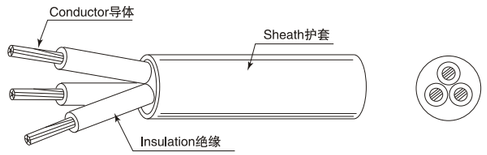

No.of conductor 导体芯数	Conductor 导体		Insulation thickness 绝缘厚度 (mm)	Sheath thickness 护套厚度 (mm)	Overall diameter 完成外径 (mm)	Max Conductor resistance at 20℃ 20℃时导体电阻最大值 Ω/ km
	Normal area 标称面积(mm²)	Construction 结构(NO./mm)				
1	0.75	30/0.18	2.3	---	5.7±0.1	24.4
	1.25	50/0.18	2.3	---	6.1±0.1	14.7
	2.00	37/0.26	2.3	---	6.4±0.1	9.50
	3.50	45/0.32	2.4	---	7.3±0.1	5.09
	5.50	70/0.32	2.6	---	8.3±0.1	3.27
	8.00	50/0.45	2.9	---	9.5±0.1	2.32
2	0.75	30/0.18	0.8	1.7	8.8±0.2	25.1
	1.25	50/0.18	0.8	1.7	9.6±0.2	15.1
	2.00	37/0.26	0.8	1.8	10.5±0.2	9.79
	3.50	45/0.32	0.8	1.8	12.0±0.2	5.24
	5.50	70/0.32	1.0	2.0	14.5±0.2	3.37
	8.00	50/0.45	1.2	2.1	16.5±0.3	2.39
3	0.75	30/0.18	0.8	1.7	9.2±0.2	25.1
	1.25	50/0.18	0.8	1.7	10.5±0.2	15.1
	2.00	37/0.26	0.8	1.8	11.0±0.2	9.79
	3.50	45/0.32	0.8	1.9	13.0±0.2	5.24
	5.50	70/0.32	1.0	2.0	15.0±0.3	3.37
	8.00	50/0.45	1.2	2.2	17.5±0.3	2.39
4	0.75	30/0.18	0.8	1.7	9.9±0.2	25.1
	1.25	50/0.18	0.8	1.8	11.5±0.2	15.1
	2.00	37/0.26	0.8	1.8	12.0±0.2	9.79
	3.50	45/0.32	0.8	2.0	14.0±0.2	5.24
	5.50	70/0.32	1.0	2.1	16.5±0.3	3.37
	8.00	50/0.45	1.2	2.3	19.5±0.3	2.39

XH01

H03VVH2-F	2X0.5~0.75
H05VV-F	2X0.75~1.0
H05VVH2-F	2X0.75
H05RR-F	2X0.75
H05RN-F	2X0.75

XH01-B

H03VVH2-F	2X0.75 mm^2
H05VV-F	2X0.75~1.0 mm^2

XH02

H03VVH2-F	2X0.75
H05VV-F	2X0.75~1.5
H05RR-F	2X0.7~1.0
H05RN-F	2X0.75~1.0
H05VVH2-F	2X0.75~1.0
H07RN-F	2X1.0~1.5

XH02-F

H05VV-F	2X0.75~1.5
H05RR-F	2X0.7~1.5
H05RN-F	2X0.75~1.0
H07RN-F	2X1.0~1.5

(1)



(2)

XH-03

H05VV-F	3X0.75~2.5
H05RR-F	3X0.75~2.5
H05RN-F	3X0.75~1.0
H07RN-F	3X1.0~2.5



(1)



(2)

XH03-F

H05VV-F	3X0.75~2.5
H05RN-F	3X0.75~1.0
H05RR-F	3X0.75~2.5
H07RN-F	3X1.0~2.5



(1)

XH-03B

(2)

XH-03B 2



(3)

XH-03B

H05VV-F	3X0.75~2.5
H05RR-F	3X0.75~2.5
H05RN-F	3X0.75~1.0
H07RN-F	3X1.0~2.5

XH031B

H03VVH2-F	2X0.5~0.75
H03VV-F	2~3X0.5~0.75
H05VVH2-F	2X0.75~1.0
H05VV-F	2~3X0.75~1.5
H03RT-H	2~3X0.75~1.5
H05RR-F	2~3X0.75~1.5
H05RN-F	2~3X0.75~1.0
H07RN-F	2~3X1.0~1.5

XH031D

H03VVH2-F	2X0.5~0.75
H03VV-F	2~3X0.5~0.75
H05VVH2-F	2X0.75~1.0
H05VV-F	2~3X0.75~1.5
H03RT-H	2~3X0.75~1.5
H05RR-F	2~3X0.75~1.5
H05RN-F	2~3X0.75~1.0
H07RN-F	2~3X1.0~1.5

XH032B

H03VVH2-F	2X0.5~0.75
H03VV-F	2X0.5~0.75
H05VV-F	2X0.75~1.5
H05RR-F	2X0.75~1.5
H05RN-F	2X0.75~1.0
H07RN-F	2X1.0~1.5

(1)

(2)

(3)

XH032A

H03VV-F	2~3X0.5~0.75
H05VV-F	2~3X0.75~1.5
H05RR-F	2~3X0.75~1.5
H05RN-F	2~3X0.75~1.0
H07RN-F	2~3X1.0~1.5
A05VV-F	2~3X1.25
A05RN-F	2~3X1.25



XH032C

H03VVH2-F	2X0.5~0.75
H03VV-F	2X0.5~0.75
H05VV-F	2X0.75~1.5
H05RR-F	2X0.75~1.5
H05RN-F	2X0.75~1.0
H07RN-F	2X1.0~1.5

XH033A

H05VV-F	3X1.0~1.5
A05VV-F	3X1.25

XH033B

H05VV-F	3X1.0~1.5
A05VV-F	3X1.25

XH033C

H05VV-F	3X1.0~1.5
A05VV-F	3X1.25

XH033D

H05VV-F	3X1.0~1.5
A05VV-F	3X1.25

XH033E

H05VV-F	3X1.0~1.5
A05VV-F	3X1.25

XH015A

H03VVH2-F	2X0.75
H05VV-F	2X0.75~1.0
H05RN-F	2X0.75~1.0
H07RN-F	2X1.0
H05VVH2-F	2X1.0
H05RR-F	2X0.75



XH016A

H05VV-F	3X0.75~1.0
H05RN-F	3X0.75~1.0
H07RN-F	3X1.0
H05RR-F	3X0.75~1.0

XH017A

H05VV-F	3X1.0~1.5
H07RN-F	3X1.0~1.5

XH012A

H03VV-F	3X0.75
H05VV-F	3X0.75~1.5
H03RT-F	3X0.75~1.0
H05RN-F	3X0.75~1.0
H05RR-F	3X0.75~1.0

XH012B

H03VV-F	3X0.75
H05VV-F	3X0.75~1.5
H03RT-F	3X0.75~1.0
H05RN-F	3X0.75~1.0
H05RR-F	3X0.75~1.0

XH013A

H03VVH2-F	2X0.75
H05VVH2-F	2X0.75~1.0
H05VV-F	2X0.75~1.0
H05RR-F	2X0.75~1.0
H05RN-F	2X0.75~1.0

XH014A

H03VV-F	3X0.75
H05VV-F	3X0.75~1.0
H05RR-F	3X0.75~1.0
H05RN-F	3X0.75~1.0

XH071A

H05VV-F	3X0.75~1.5
H05RR-F	3X0.75~1.5
H05RN-F	3X0.75~1.5
H07RN-F	3X1.0~1.5

XH071C

H03VVH2-F	2X0.75
H05VV-F	2X0.75~1.0
H05RR-F	2X0.75~1.0
H05RN-F	2X0.75~1.0

XH083A

H03VV-F	3G0.75 mm2
H05VV-F	3G0.75-1.5 mm2

XH042A (6A)

H05VV-F	2X0.75~1.0
H05VV-F	3X0.75~1.0
H05RN-F	2X0.75~1.0
H05RN-F	3X0.75~1.0

(1) (2)

XH043C (16A)

H05VV-F	2~3X0.75~1.5
H05RN-F	2~3X0.75~1.0
H07RN-F	2~3X1.0~1.5



XH043B (16A)

H05VV-F	2~3X0.75~1.5
H05RN-F	2~3X0.75~1.0

(1) (2)

XH043D (16A)

H05VV-F	2~3X0.75~1.5
H05RN-F	2~3X0.75~1.0
H07RN-F	2~3X1.0~1.5

XH044A (16A)

H03VVH2-F	2X0.5~0.75
H03VV-F	2~3X0.5~0.75
H05VVH2-F	2X0.75~1.0
H05VV-F	2~3X0.75~1.5
H03RT-F	2~3X0.75~1.5
H05RR-F	2~3X0.75~1.5
H05RN-F	2~3X0.75~1.0
H07RN-F	2~3X1.0~1.5

XH051A

(H)VFF	2X0.75~2.0
(H)VCTF	2X0.75~2.0
(H)VCTFK	2X0.75~2.0
HHFF	2X0.75~2.0
(H)VCT	2X0.75~2.0
2PNCT	2X0.75~2.0

XH053A

(H)VCTF	3X0.75~2.0
(H)VCT	3X0.75~2.0
2PNCT	3X0.75~2.0

XH052A

(H)VCTF	2X0.75~2.0
(H)VCT	2X0.75~2.0
2PNCT	2X0.75~2.0

XH054A

(H)VCTF	3X0.75~2.0
(H)VCT	3X0.75~2.0
2PNCT	3X0.75~2.0

XH055A

(H)VCTF	3X0.75~2.0
(H)VCT	3X0.75~2.02
PNCT	3X0.75~2.0

PBB-6

60 227IEC52RVV	2X0.5~0.75
60 227IEC53RVV	2X0.75

PBB-10

60 227IEC53RVV	2X0.75~1.0
60 245IEC53YZ	2X0.75~1.0
60 245IEC57YZW	2X0.75~1.0

PBB-10-1

60 227IEC53RVV	2X0.75~1.0
60 245IEC53YZ	2X0.75~1.0
60 245IEC57YZW	2X0.75~1.0

PSB-10

60 227IEC53RVV	3X0.75~1.0
60 245IEC53YZ	3X0.75~1.0
60 245IEC57YZW	3X0.75~1.0

PSB-10A

60 227IEC53RVV	3X0.75~1.0
60 245IEC53YZ	3X0.75~1.0
60 245IEC57YZW	3X0.75~1.0

PSB-16

60 227IEC53RVV	3X1.0~1.5
60 245IEC53YZ	3X1.0~1.5
60 245IEC57YZW	3X1.0~1.5
60 245IEC66YCW	3X1.0~1.5

PSB-20

60 227IEC53RVV	4X1.0~2.5
60 245IEC53YZ	4X1.0~2.5
60 245IEC57YZW	4X1.0~2.5
60 245IEC66YCW	4X1.0~2.5

韩国插头系列
KOREA PLUG SERIES

XH01-K

H03VVH2-F	2X0.5~0.75
H03VV-F	2X0.5~0.75
H05VVH2-F	2X0.75
H05VV-F	2X0.75

XH02-K

H03VVH2-F	2X0.5~0.75
H03VV-F	2X0.5~0.75
H05VVH2-F	2X0.75
H05VV-F	2X0.75~0.75

XH03-K

H03VV-F	3X0.5~0.75
H05VV-F	3X0.75~1.5

XH021B

H03VVH2-F 2X0.5~0.75
H05VV-F 2X0.75~1.5
H05VVH2-F 2X0.75~1.0
60245 IEC 53 2X0.75~1.5
60245 IEC 57 2X0.75~1.5

XH022B

H05VV-F 3X0.75~2.5
H07VV-F 3X1.0~2.5
60245 IEC 53 3X0.75~1.5
60245 IEC 57 3X0.75~1.5
60245 IEC 66 3X0.75~1.5

XH022C

H05VV-F 3X0.75~2.5
H07VV-F 3X1.0~2.5
60245 IEC 53 3X0.75~1.5
60245 IEC 57 3X0.75~1.5
60245 IEC 66 3X0.75~1.5

XH023A

H05VV-F 3X0.75~2.5
H07VV-F 3X1.0~2.5

XH024A

H05VV-F 3X1.0~2.5
H07VV-F 3X1.0~2.5
60245 IEC 53 3X0.75~1.5
60245 IEC 66 3X0.75~1.5



XH025A

H05VV-F 3X0.75~1.5

XH025B

H05RR-F 3X0.75~1.5
H07RN-F 3X0.75~1.5

XH072A

H03VVH2-F 2X0.75MM²
H05VV-F 2X0.75~1.0MM²
H05RR-F 2X0.75~1.0MM²
H05RN-F 2X0.75~1.0MM²

XH073A

H05VV-F 3X0.75~1.5MM²
H05RR-F 3X0.75~1.5MM²
H05RN-F 3X0.75~1.0MM²
H07RN-F 3X1.0~1.5MM²

XH073B

H05VV-F 3X1.5~2.5MM²
H05RR-F 3X1.5~2.5MM²
H07RN-F 3X1.5~2.5MM²



(1)



(2)

XH062A

H03VVH2-F	2X0.5
H03VV-F	2X0.5
H05VVH2-F	2X0.75~1.0
H05VV-F	2X0.75~1.0

XH062B

H03VVH2-F	2X0.75
H03VV-F	2X0.75
H05VVH2-F	2X0.75~1.0
H05VV-F	2X0.75~1.5
H05RR-F	2X0.75~1.5
H05RN-F	2X0.75~1.0



(1)

(2)

XH063A

H03VV-F	3X0.75
H05VV-F	3X0.75~1.5
H05RR-F	3X0.75~1.5
H05RN-F	3X0.75~1.0
H07RN-F	3X1.0~1.5



XH063B

H03VV-F	3X0.5~0.75
H05VV-F	3X0.75~1.5
H05RR-F	3X0.75~1.5
H05RN-F	3X0.75~1.0



XH01-Z CE

H03VVH2-F	2X0.75
H05VV-F	2X0.75~1.0

XH01/XH01-Z

H03VVH2-F	2X0.75
H05VV-F	2X0.75~1.0

XH02-Z CE

H05VVH2-F	2X1.0
H05VV-F	2X1.0~1.5

XH02-S2 CE

H05VV-F	2 x 1.0-1.5

XH02-Q CE

H05VV-F	2X1.0~1.5

XH012-ZA CE

H05VV-F 3X1.0~1.5
H05RN-F 3X1.0
H05RR-F 3X1.0~1.5
H07RN-F 3X1.0~1.5

XH012-Z CE

H05VV-F 3X1.0~1.5
H05RN-F 3X1.0
H05RR-F 3X1.0~1.5
H07RN-F 3X1.0~1.5



XH014A-Z CE

H05VV-F 3X1.0~1.5
H05RN-F 3X1.0
H05RR-F 3X1.0~1.5
H07RN-F 3X1.0~1.5

XG021B S CE

H05VV-F 3X1.0~1.5
H05RN-F 3X1.0
H05RR-F 3X1.0~1.5
H07RN-F 3X1.0~1.5

XH-A03-01

H05VV-F 3X1.0~1.5

XH03-FR CE

H05RR-F 3X1.5
H07RN-F 3X1.5
H07RN-F 3X2.5

XH03-FR2 KEMA KEUR FRANCE CE

H05RN-F 3X1.0
H07RN-F 3X1.0~1.5

XH03-T NF CE

H05RN-F 3X1.0
H07RN-F 3X1.0~1.5

(1)

XH03-S GS CE

H05RR-F 3X1.5~2.5
H07RN-F 3X1.5~2.5

(2)

XH-03C/XH03-S3

AT-N07V3V3-F 3X1.0~2.5



(1)

(2)

XH03-P

H05VV-F 3X1.5
H05RR-F 3X1.5

(1)

(2)

XH03-Q

H05VV-F 3X1.5
H05RR-F 3X1.5

XH03-S2

H05RR-F 3X1.5~2.5
H07RN-F 3X1.5~2.5

XH01-T

H03VVH2-F 2X0.75 mm²
H05VV-F 2X0.75~1.0mm²

XG021D

H05VV-F 3X 1.0~2.5
H05RR-F 3 X1.0~2.5
H07RN-F 3 X1.0~2.5

XH03-F XG021E

H05VV-F 3X 1.0~2.5
H05RR-F 3 X1.0~2.5
H07RN-F 3 X1.0~2.5

XG021E

H05VV-F 3X 1.0~2.5
H05RR-F 3 X1.0~2.5
H07RN-F 3 X1.0~2.5



XG031B

H05RR-F 3X1.0~2.5
H07RN-F 3X1.0~2.5

XG021A CE

H05RR-F 3X1.0~2.5
H07RN-F 3X1.0~2.5

XG041B GS CE

H05RR-F 3X1.0~2.5
H07RN-F 3X1.0~2.5

XH012-3Z

H05VV-F 3X1.0~1.5
H05RR-F 3X1.0~1.5



XG031C CE

H05VV-F 3X 1.0~2.5
H05RR-F 3 X1.0~2.5
H07RN-F 3 X1.0~2.5



XG031E CE

H05VV-F 3X 1.0~2.5
H05RR-F 3 X1.0~2.5
H07RN-F 3 X1.0~2.5

XG033C CE

H05VV-F 3X1.5~2.5



XG031D CE

H05VV-F 3X 1.0~2.5
H05RR-F 3 X1.0~2.5
H07RN-F 3 X1.0~2.5

XG031F CE

H05VV-F 3X 1.0~2.5
H05RR-F 3 X1.0~2.5
H07RN-F 3 X1.0~2.5



XG011C CE

H05VV-F 3X1.5~2.5

XH022B/XH026A

H05VV-F 3X1.0~2.5
H07VV-F 3X1.0~2.5

XH022B/XH026B

H05VV-F 3X1.0~2.5
H07VV-F 3X1.0~2.5

XH024A/XH026D

H05VV-F 3X1.0~2.5
H07VV-F 3X1.0~2.5

XH024A/XH026C

H05VV-F 3X1.0~2.5
H07VV-F 3X1.0~2.5

XH024A/XH026E

H05VV-F 3X1.0~2.5
H07VV-F 3X1.0~2.5

XH024A/XH026F

H05VV-F 3X1.0~2.5
H07VV-F 3X1.0~2.5

XH023A/XH026G

H05VV-F 3X1.0~2.5
H07VV-F 3X1.0~2.5

XH-XK-01

H05RR-F 2~3X0.75~2.5
H05RN-F 2~3X0.75~1.0
H07RN-F 2~3X1.0~2.5

XH-4C

H05VV-F 3X1.0

XH-6C

H05VV-F 3X1.0

XH-6CB

H05VV-F 3X1.0

Manufactured by
VOSORON®

IEC连接器
IEC CONNECTOR

XC1 (ST7A)

XC7 (ST2)

H03VVH2-F 2X0.5~0.75
18/2 SPT-1,NISPT-1,SPT-2,NISPT-2,HPN



(1) (2)

XC5 (XH005A)

H05VV-F 3X0.75
VCTF 3X0.75~1.5
18 SPT-1
18，16
SPT-2, SVT,SVTO, SVTOO,SJT,SJTW, SJTO,SJTOW,
SJTOO, SJTOOW,ST,STW, STO,STOW, STOO,STOOW,
SJ, SJO, SJOW,SJOO, SJOOW, S, SO,SOW, SOO,SOOW

ST5

XC7 (XH004A)

H03VHH2-F 2X0.5~0.75
18/2 SPT-1,NISPT-1,SPT-2,NISPT-2,HPN

(1) (2) (3)

XC13 (ST3)

H05VV-F 3X0.75~1.5
VCTF 3X0.75~1.25
18,17 SVT,SVTO,SVTOO
18，17，16，14 SJT,SJTW,SJTO,SJTOW,SJTOO,SJTOOW

IEC



XC9

H05VV-F 2X0.75~1.0
18 17
SJT,SJTW,SJTO,SJTOW,SJTOO,SJTOOW



(1) (2) (3) (4)

XC13-B (XH006B)

H05VV-F 3X0.75~1.5
VCTF 3X0.75~1.25
18/3 SVT,SJT
16/3 SJT

(1) (2)

XC13-C (XH006E)

H05VV-F 3X0.75-1.0
H05RN-F 3X0.75-1.0
H05RR-F 3X0.75-1.0

XC13-F (XH006F)

H05VV-F 3X0.75~1.0
VCTF 3X0.75~1.25
18/3 16/3
SVT,SJT,SJTW,SJTO, SJTOW,SJTOO,SJTOOW
SJT,SJTW,SJTO,SJTOW,SJTOO,SJTOW

(1) (2)

XC13-S (XH006H)

H05VV-F 3X0.75~1.5
VCTF 3X0.75~1.25
18/3 SVT,SJT
16/3 SJT



(1) (2)

XC14 (SZ3)

H05VV-F 3X0.75~1.0
VCTF 3X0.75~1.25
18/3 16/3
SVT,SJT,SJTW,SJTO, SJTOW,SJTOO,SJTOOW
SJT,SJTW,SJTO,SJTOW,SJTOO,SJTOW

XH007F

H05VV-F 3X0.75~1.0
VCTF 3X0.75~1.25
18/3 16/3
SVT,SJT,SJTW,SJTO, SJTOW,SJTOO,SJTOOW
SJT,SJTW,SJTO,SJTOW,SJTOO,SJTOW

XC14-B (XH007B)

H05VV-F 3X0.75~1.0
18/3 SVTSJT,SJTW,SJTO, SJTOW,SJTOO,SJTOOW
16/3 SJTSJTW,SJTO,SJTOW,SJTOO,SJTOW

XC14-C (XH007C)

IEC



XC14-D (XH007D)

H05VV-F 3X0.75~1.0
18/3 SVTSJT,SJTW,SJTO, SJTOW,SJTOO,SJTOOW
16/3 SJTSJTW,SJTO,SJTOW,SJTOO,SJTOW

(1) (2)

XC14-E (XH007H)

H05VV-F 3X0.75~1.0
VCTF 3X0.75~1.25
18/3 16/3
SVT,SJTSJTW,SJTO, SJTOW,SJTOO,SJTOOW
SJT,SJTWSJTO,SJTOW,SJTOO,SJTOW



(1) (2)

XC15 (XH006C)

H05VV-F 3X0.75~1.5
H05RR-F 3X0.75~1.5
(H)VCTF 3x0.75~1.25
18/3，16/3 SPT-2 SVT,SVTO,SVTOO
18/3,16/3,14/3
SPT-3 SJT,SJTW,SJTO,SJTOW,SJTOO,SJTOOW,SJ,SJO,SJOE,
SJOO,SJOOW,S,SO,SOW,SOO,SOOW

(1) (2)

XC15-B (XH006D)

H03RT-H 3X0.75~1.5
H05RR 3X0.75~1.5
HVCTF 3X0.75~1.5
18/3, 16/3 SJ,HPN

XC17 (XH006G)

H03VV-F 2*0.75
H03VVH2-F 2*0.75
H05VV-F 2*0.75~1.5
H05VVH2-F 2*0.75~1.0
H05RN-F 2*0.75~1.0
VCTF 2*0.75~1.25
18/2 17/2
SVT,SVTO,SVTOO,SJTSJTW,SJTO,SJTOW,SJTOO,SJTOOW
16/2 14/2
SJT,SJTWSJTO,SJTOW,SJTOO,SJTOOW

XC18 (XH007G)

H03VV-F 2*0.75
H03VVH2-F 2*0.75
H05VV-F 2*0.75~1.5
H05VVH2-F 2*0.75~1.0
H05RN-F 2*0.75~1.0
VCTF 2*0.75~1.25
18/2 17/2
SVT,SVTO,SVTOO,SJTSJTW,SJTO,SJTOW,SJTOO,SJTOOW
16/2 14/2
SJT,SJTWSJTO,SJTOW,SJTOO,SJTOOW



(1) (2)

XC19 (ST6)

H05VV-F 3X1.0~1.5
16/3，14/3，12/3
SJT SJTW，SJTO，SJTOW, SJTOO，SJTOOW，ST，STW
STO STOW，STOO，STOOW

XH008A

(1) (2) (3) (4)

XC19-C (XH008C)

H05VV-F 3X1.0~1.5
16/3，14/3，12/3
SJT，SJTW，SJTO，SJTOW，SJTOO，SJTOOW，ST，STW
STO，STOW，STOO，STOOW

IEC



XC19-B (XH008B)

H05VV-F 3X1.0~1.5
16/3,14/3,12/3 SJT ST

XC19-S (XH008H)

H05VV-F 3X1.0~1.5
16/3，14/3，12/3
SJT SJTW，SJTO，SJTOW，SJTOO，SJTOOW，ST，STW
STO，STOW，STOO，STOOW

XC20 (XH009H)

H05VV-F 3X1.0~1.5
16/3 SVT,SVTO,SVTOO
16/3，14/3，12/3
SJT,SJTW,SJTO,SJTOW,SJTOO,SJTOOW,ST,STW,STO,STOW,
STOO,STOOW,SJ,SJO,SJOE,SJOO,SJOOW,S,SO,SOW,SOO,SOOW



(1)

(2)

XC20 (XH009A)

H05VV-F 3X0.75-1.5
16/3 SVT,SVTO,SVTOO
16/3，14/3，12/3
SJT,SJTW,SJTO,SJTOW,SJTOO,SJTOOW,ST,STW,STO,STOW,
STOO,STOOW,SJ,SJO,SJOE,SJOO,SJOOW,S,SO,SOW,SOO,SOOW

XC20-B

H05VV-F 3X0.75-1.5
16/3 SVT,SVTO,SVTOO
16/3，14/3，12/3
SJT,SJTW,SJTO,SJTOW,SJTOO,SJTOOW,ST,STW,STO,STOW,
STOO,STOOW,SJ,SJO,SJOE,SJOO,SJOOW,S,SO,SOW,SOO,SOOW

XC20-D (XH009D)

H05VV-F 3X0.75-1.5
16/3 SVT,SVTO,SVTOO
16/3，14/3，12/3
SJT,SJTW,SJTO,SJTOW,SJTOO,SJTOOW,ST,STW,STO,STOW,
STOO,STOOW,SJ,SJO,SJOE,SJOO,SJOOW,S,SO,SOW,SOO,SOOW

XC21-A (XH018A)

H05VV-F 3X0.75-1.5
16/3 SVT,SVTO,SVTOO
16/3，14/3，12/3
SJT,SJTW,SJTO,SJTOW,SJTOO,SJTOOW,ST,STW,STO,STOW,
STOO,STOOW,SJ,SJO,SJOE,SJOO,SJOOW,S,SO,SOW,SOO,SOOW

XC21-B (XH018A)

H05VV-F 3X0.75-1.5
16/3 SVT,SVTO,SVTOO
16/3，14/3，12/3
SJT,SJTW,SJTO,SJTOW,SJTOO,SJTOOW,ST,STW,STO,STOW,
STOO,STOOW,SJ,SJO,SJOE,SJOO,SJOOW,S,SO,SOW,SOO,SOOW

XC22-A (XH019A)

H05VV-F 3X0.75-1.5
16/3 SVT,SVTO,SVTOO
16/3，14/3，12/3
SJT,SJTW,SJTO,SJTOW,SJTOO,SJTOOW,ST,STW,STO,STOW,
STOO,STOOW,SJ,SJO,SJOE,SJOO,SJOOW,S,SO,SOW,SOO,SOOW

(1) (2)

XH010

H05VV-F 3X0.75-1.5
H05RR-F 3X0.75-1.5
H07RN-F 3X0.75-1.5

IEC

XH011

H05VV-F 3X0.75-1.5
H05RR-F 3X0.75-1.5
H07RN-F 3X0.75-1.5

XH006J

XH520E

XH008I

XH006I

XIR-F

XIR-G

XIR-H

XIR-I



XIR-J

XIR-K

XH080A

H05VVH2-F 3X0.75~1.0
18,16/3 SPT-2

XIR-T

XIP-L XZR-L

XIR-S

XIR-M XIP-M

XIP-T

XIP-U

XIR-N XIP-N



XIR-P XIR-P

(1) (2)

XA08

XIR-Q XIP-Q

XIP-S XIR-S

XIR-R XIR-R

线束
WIRING HARNESS

X1

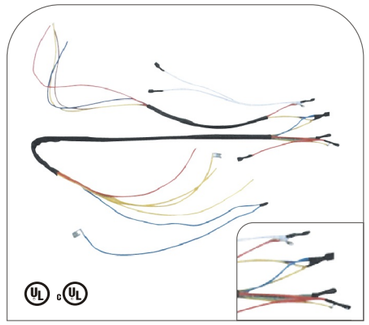

X2

X3



X4



X5

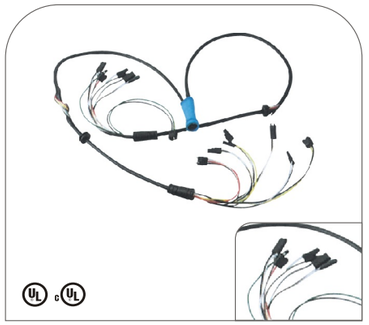

X6

X7

X8

X12

X9



X10

X11

A B C D E F G H I J K L

M N O P Q R S 1 2 3 4 5 6 7

8 9 10 11 12 13 14 15 16 17 18 19 20 21 22 23 24 25

Manufactured by
VOSORON®



工业插头、插座
INDUSTRIAL PLUGS

XHG03C-XHG03C-Z

XHG03C XHG03D

XHG03C-Z XHG03D-Z

XHG03E-Z

工业插头系列
INDUSTRIAL PLUGS SERIES

XHG04C XHG04D

XHG04C-Z XHG04D-Z

XHG05C XHG05D

XHG05C-Z XHG05D-Z

XHG05C-XHG05C-Z

Manufactured by
VOSORON®

		Amp	Poles	Voltage	Mosel	DAimension a b c	IP-44 WEARHER PROOF CEE PLUGS & SOCKETS REFERENCE G/H
	XHG03C	16A	2P + E	220V	013n	118 71 38	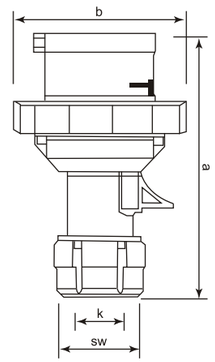
	XHG03D	32A	2P + E	220V	023n	146 93 50	
	XHG04C	16A	3P + E	380V	0142	124 79 38	
	XHG04D	32A	3P + E	380V	0242	146 93 50	
	XHG05C	16A	3P + N + E	220V	0152	132 87 42	
	XHG05D	32A	3P + N + E	240V	0252	152 100 50	
	XHG03C-Z	16A	2P + E	220V	2132	133 78 68	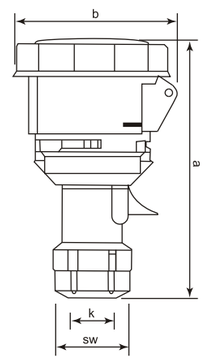
	XHG03D-Z	32A	2P + E	220V	2232	163 96 50	
	XHG04C-Z	16A	3P + E	380V	2142	139 84 42	
	XHG04D-Z	32A	3P + E	380V	2242	162 96 50	
	XHG05C-Z	16A	3P + N + E	220V	2152	145 92 42	
	XHG05D-Z	32A	3P + N + E	240V	2252	158 102 50	


XX-55


XX-56


XX-57


XX-58


XX-58


XX-59

XRG410

	Weight	Size
H05VV-F 3X1.5X10M	1.81	26.5X11X34CM

XRG420

	Weight	Size
H05VV-F 3X1.5X20M	3.27	26.5X11X34CM

XRG430

	Weight	Size
H05VV-F 3X0.75X30M	3.63	24X19.5X35CM
H05VV-F 3X1.0X30M	3.93	
H05VV-F 3X1.5X30M	4.98	

XRG450

	Weight	Size
H05VV-F 3X1.0X50M	6.36	30X21.8X41CM
H05VV-F 3X1.5X50M	8.11	

XRG460

	Weight	Size
H05VV-F 3X0.75X60M	6.47	30X21.8X41CM
H05VV-F 3X1.0X60M	7.07	
H05VV-F 3X1.5X60M	9.17	

XRB410

	Weight	Size
H05VV-F 3X1.5X10M	3.3	26.5X11X34CM
A05VV-F 3X1.25X10M	3.0	

XRB420

	Weight	Size
H05VV-F 3X1.5X20M		
A05VV-F 3X1.25X20M		

XRB430

	Weight	Size
H05VV-F 3X1.0X30M	4	24X22.5X34CM
H05VV-F 3X1.5X30M	5.05	
A05VV-F 3X1.25X30M	4.39	

XRB450

	Weight	Size
H05VV-F 3X1.0X50M	6.37	30X21.8X41CM
H05VV-F 3X1.5X50M	8.12	
A05VV-F 3X1.25X50M	7.02	

XRB460

	Weight	Size
H05VV-F 3X1.0X60M	7.08	30X21.8X41CM
H05VV-F 3X1.5X60M	9.18	

XRN430

	Weight	Size
H05VV-F 3X1.5X30M	5.34	24X22.5X34CM
H05VV-F 3X2.5X30M	7.09	

XRN460

	Weight	Size
H05VV-F 3X1.5X60M	9.53	30X23X40CM
H05VV-F 3X2.5X60M	13.03	
A05VV-F 3X1.25X60M	8.21	

XRS430

	Weight	Size
H05VV-F 3X0.75X30M	3.63	24X19.5X35CM
H05VV-F 3X1.0X30M	3.93	
H05VV-F 3X1.5X30M	4.98	

XRS460

	Weight	Size
H05VV-F 3X0.75X60M	6.47	30X21.8X41CM
H05VV-F 3X1.0X60M	7.07	
H05VV-F 3X1.5X60M	9.17	

XRG430-F

	Weight	Size
H05RR-F 3X1.0X30M	4.13	24X19.5X35CM
H05RR-F 3X1.5X30M	5.33	
H05RR-F 3X2.5X30M	6.99	
H07RN-F 3X1.0X30M	4.88	
H07RN-F 3X1.5X30M	5.71	
H07RN-F 3X2.5X30M	8	

XRG460-F

	Weight	Size
H05RR-F 3X1.0X60M	7	30X21.8X41CM
H05RR-F 3X1.5X60M	8.58	
H05RR-F 3X2.5X60M	10.59	
H07RN-F 3X1.0X60M	8.38	
H07RN-F 3X1.5X60M	10.63	
H07RN-F 3X2.5X60M	11.64	



XRD430

	Weight	Size
H05VV-F 3X1.0X30M	3.9	24X19.5X35CM
H05VV-F 3X1.5X30M	4.95	

XRD460

	Weight	Size
H05VV-F 3X1.0X60M	7.04	30X21.8X41CM
H05VV-F 3X1.5X60M	9.14	

XRF430

	Weight	Size
H05VV-F 3X1.0X30M	3.97	24X19.5X35CM
H05VV-F 3X1.5X30M	5.02	

XRF460

	Weight	Size
H05VV-F 3X1.5X60M	9.21	30X21.8X41CM

XRB415-LU

	Weight	Size
H05VV-F 3X1.5x15M	4.0	30X19.5X33CM

XRG415-LU

	Weight	Size
H05VV-F 3X1.5x15M	4.0	30X19.5X33CM

XRG415-U-DC

	Weight	Size
H05VV-F 3X1.5x15M	3.9	30X19.5X33CM

XRB415-U-DC

	Weight	Size
H05VV-F 3X1.5x15M	3.9	30X19.5X33CM

XRD430-F

	Weight	Size
H05VV-F3X1.0X30M	3.76	24X19.5X35CM
H05VV-F3X1.5X30M	4.93	
H05VV-F3X2.5X30M	6.68	
H05RR-F 3X1.0X30M	4.07	
H05RR-F 3X1.5X30M	5.27	
H05RR-F 3X2.5X30M	6.93	
H07RN-F 3X1.0X30M	4.82	
H07RN-F 3X1.5X30M	5.65	
H07RN-F 3X2.5X30M	7.94	

XRD460-F

	Weight	Size
H05VV-F3X1.0X60M	6.5	30X21.8X41CM
H05VV-F3X1.5X60M	8.76	
H05VV-F3X2.5X60M	12.34	
H05RR-F 3X1.0X60M	6.94	
H05RR-F 3X1.5X60M	8.52	
H05RR-F 3X2.5X60M	10.37	
H07RN-F 3X1.0X60M	8.32	
H07RN-F 3X1.5X60M	10.56	
H07RN-F 3X2.5X60M	11.58	

XRF430-F

	Weight	Size
H05VV-F3X1.0X30M	3.71	24X19.5X35CM
H05VV-F3X1.5X30M	4.88	
H05VV-F3X2.5X30M	6.63	
H05RR-F 3X1.0X30M	4.02	
H05RR-F 3X1.5X30M	5.22	
H05RR-F 3X2.5X30M	6.88	
H07RN-F 3X1.0X30M	4.77	
H07RN-F 3X1.5X30M	5.6	
H07RN-F 3X2.5X30M	7.89	

XRF460-F

	Weight	Size
H05VV-F3X1.0X60M	6.45	30X21.8X41CM
H05VV-F3X1.5X60M	8.71	
H05VV-F3X2.5X60M	12.29	
H05RR-F 3X1.0X60M	6.89	
H05RR-F 3X1.5X60M	8.47	
H05RR-F 3X2.5X60M	10.48	
H07RN-F 3X1.0X60M	8.27	
H07RN-F 3X1.5X60M	10.52	
H07RN-F 3X2.5X60M	11.53	

XRJ430

	Weight	Size
VCT 2X1.25mm²		

XRU430

	Weight	Size
16/3,14/3 SJTW		24X19.5X35CM

XH041A

	Weight	Size
H05VV-F 3X1.5~2.5		
H07RN-F 3X1.5~2.5		

XH081A

	Weight	Size
H05VV-F 3X1.5~2.5		
H07RN-F 3X1.5~2.5		